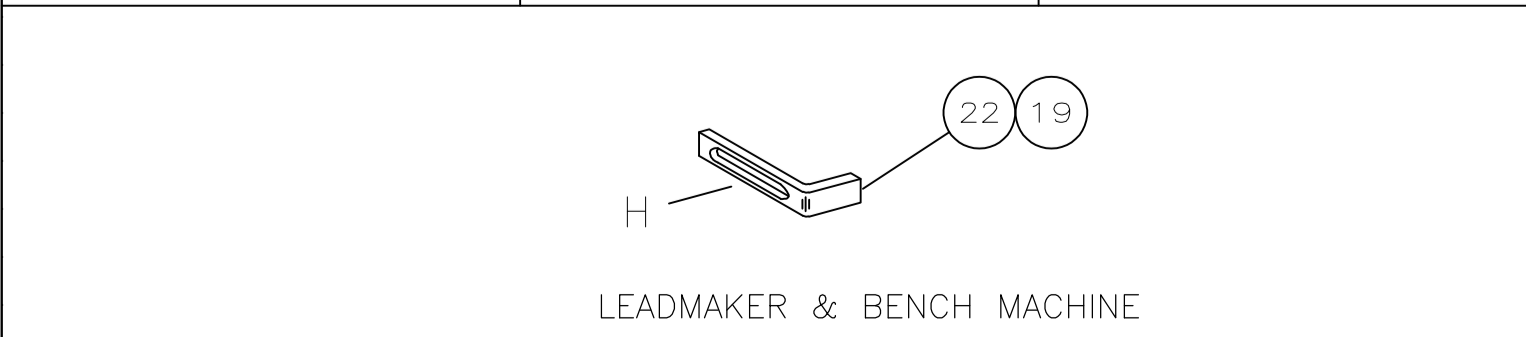
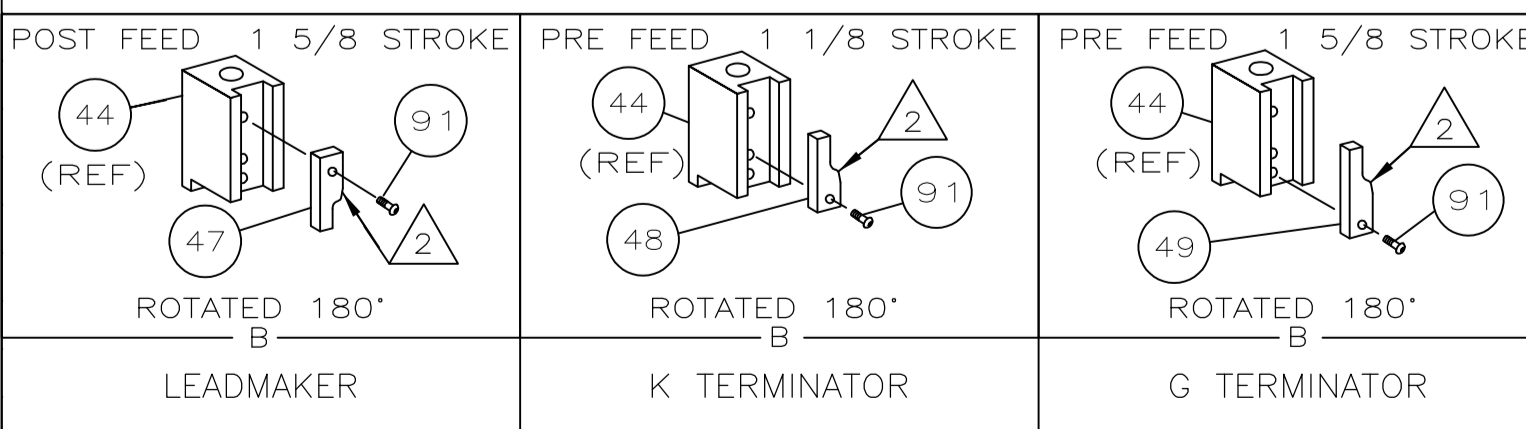
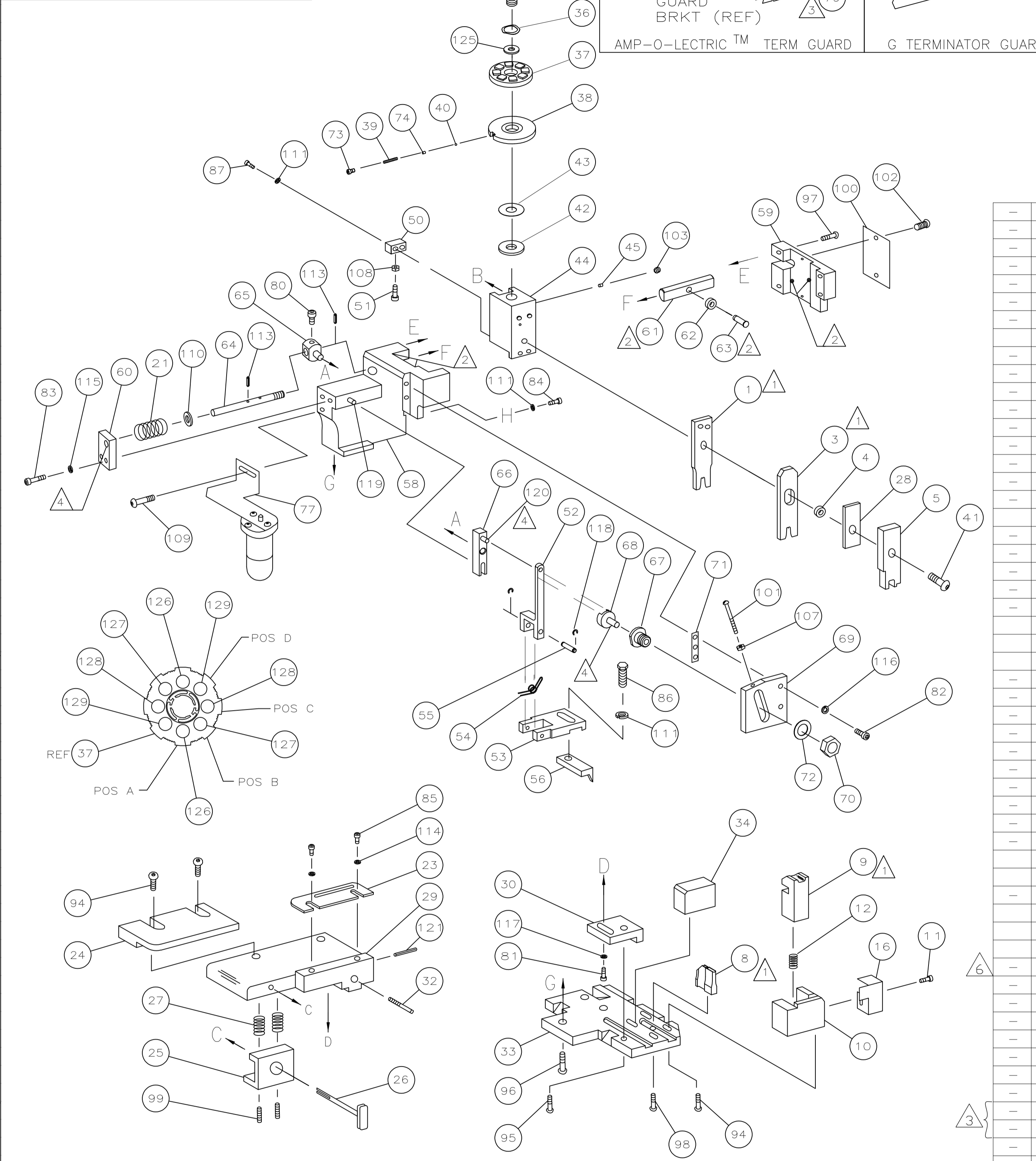


PART NUMBER	REV	FIRST USED
567243-1	N	122500-1
567243-2	N	565435-5
567243-3	N	354500-1
7-567243-7	N	



- 1 RECOMMENDED SPARE PARTS.
- 2 GREASE LIGHTLY.
- 3 GUARD MUST BE IN PLACE WHEN OPERATING APPLICATOR IN A BENCH MACHINE.
- 4 LUBRICATE DAILY USING NO. 20 MACHINE OIL.
- 5. ITEMS WITH QTY OF REF SPECIFIED (EXCEPT ITEMS 78 AND 79) ARE USED ON ITEM 46.
- 6 CUT TO LENGTH AT ASSEMBLY.
- 7 FEED ADJUSTMENT REQUIRED WHEN SWITCHING FROM PIN TO SOCKET AND VISE VERSA.

AMP TERM PN		MFR TERM PN		CRIMPING DATA	
748333				CRIMP HEIGHT	
748610				WIRE SIZE	
1658670-1				CRIMP	
1658670-3				SIZE	
1658686				TYPE	
216576				RANGE	
216577				WIRE	
				INSUL	
				WIRE STRIP LENGTH	
				TERM APPL SPEC	
				FEED	
				APPL INSTRUCTION	
				SET UP GAGE LAYOUT	
.125-.156	114-10001	Δ	Δ	408-8040	458637-1 621-A

QTY REQD PER ASSY	PARTS LIST	DESCRIPTION	ITEM NO		
2	2	2	7-354779-2	PIN, WIRE DISC (.3350)D	129
2	2	2	6-354779-8	PIN, WIRE DISC (.3330)C	128
2	2	2	6-354779-2	PIN, WIRE DISC (.3300)B	127
2	2	2	5-354779-2	PIN, WIRE DISC (.3250)A	126
1	1	1	986950-1	WASHER, FLAT PRECISION	125
1	1	1	217238-1	GENERAL INSTRUCTION PACKAGE	124
1	1	1	4088040	SF APPL INST 408-8040	123
					122
1	1	1	4-21028-0	PIN,SLT SPR(Ø.093x.75)ST GDE PL	121
REF	REF	REF	1-21030-1	PIN,DOWEL(Ø.187x.50)LEVER	120
REF	REF	REF	1-21030-6	PIN,DOWEL(Ø.187x1.25)HOUSING	119
REF	REF	REF	21045-3	RING,RET "C"(Ø.187)FD FING PIN	118
1	1	1	21024-5	WASHER, LOCK(#10)ADJ BLOCK	117
REF	REF	REF	21024-5	WASHER,LOCK(#10)ADJ PLATE	116
REF	REF	REF	21024-5	WASHER,LOCK(#10)FEED GDE ROD	115
2	2	2	21024-2	WASHER,LOCK(#4)FRONT STP GUIDE	114
REF	REF	REF	5-21028-1	PIN,SLT SPR(Ø.125x.50)ADJ ROD	113
					112
4	4	4	21024-4	WASHER,LOCK(#8)STRIPPER	111
REF	REF	REF	21899-4	WASHER,FLAT(Ø5/16)SCREW ADJ	110
			2-21002-6	SCR,BHC(10-32x.38)LUBE ASSY	109
1	1	1	21018-5	NUT,HEX(NO.6)HOLDDOWN	108
REF	REF	REF	21018-5	NUT,HEX(6-32)FEED ADJ	107
					106
					105
					104
1	1	1	21009-2	SCR,SKT SET(1/4-20x.25 LW)RAM	103
2	2	2	21017-2	SCR,DRIVE(#2x.19)ID PLATE	102
REF	REF	REF	6-23715-5	SCR,PAN HD(6-32x1.50)FEED ADJ	101
1	1	1	461264-1	PLATE, IDENTIFICATION	100
2	2	2	5-21006-6	SCR,SET(10-32x.75)DRAG	99
1	1	1	22733-8	SCR,BHC(8-32x.38 LW)ANVIL	98
REF	REF	REF	2-21002-9	SCR,BHC(10-32x.75)CAP	97
REF	REF	REF	2-22733-8	SCR,BHC(1/4-20x.62)HOUSING	96
REF	REF	REF	2-21002-7	SCR,BHC(10-32x.50)SG ADJ BLOCK	95
4	4	4	2-21002-2	SCR,BHC(8-32x.50)TERM H DWN	94
					93
					92
1	1	1	1-21002-7	SCR,BHC(6-32x.38)CAM	91
					90
					89
					88
2	2	2	2-21000-7	SCR,SHC(8-32x.46)DEP-HOLD	87
1	1	1	2-22603-0	SCR,HEX HD(8-32x.31)FEED FINGER	86
2	2	2	1-21000-3	SCR,SHC(4-40x.25)F ST GUIDE	85
1	1	1	2-21000-7	SCR,SHC(8-32x.50)STRIPPER	84
REF	REF	REF	3-21000-7	SCR,SHC(10-32x.75)FEED ROD GD	83
REF	REF	REF	3-21000-6	SCR,SHC(10-32x.62)FD ADJ BLK	82
1	1	1	3-21000-4	SCR,SHC(10-32x.38)SG ADJ BL	81
REF	REF	REF	3-21000-4	SCR,SHC(10-32x.38)PIVOT BLK	80
REF	REF	REF	455749-1	GUARD, WINDOW	79
REF	REF	REF	679532-1	INSERT, GUARD	78
			1-465184-0	LUBRICATOR ASSY	77
					76
					75
1	1	1	690603-1	SPRING, ASSIST	74
1	1	1	23030-1	SCR,SHC(6-32x.25 SL)INS DISC	73
REF	REF	REF	458109-1	WASHER, SPECIAL	72
REF	REF	REF	690517-1	SPACER	71
-77	-3	-2	-1	U/M	

LOC	DIST	REVISIONS			
A	66	REV	DESCRIPTION	DATE	BY
		N	ECR-08-031598	12-2008	MY

-1	LEADMAKER	MECH POST FEED	-77	SPARE TOOLING KIT
-2	BENCH MODEL K	MECH PRE FEED		
-3	BENCH MODEL G	MECH PRE FEED		

QTY REQD PER ASSY	PARTS LIST	DESCRIPTION	ITEM NO		
			70		
			69		
			68		
			67		
			66		
			65		
			64		
			63		
			62		
			61		
			60		
			59		
			58		
			57		
1	1	1	458537-2	PAWL, FEED	56
REF	REF	REF	240624-1	PIN, FEED FINGER	55
REF	REF	REF	691499-1	SPRING, FEED FINGER	54
REF	REF	REF	690541-1	HOLDER, FEED FINGER	53
REF	REF	REF	455679-1	LEVER, TERMINAL FEED ARM	52
1	1	1	811242-2	BUMPER, HOLDDOWN	51
1	1	1	690753-1	SPACER, TONKER	50
1			690602-6	CAM, PRE-FEED 1 5/8 ST	49
			690602-5	CAM, PRE-FEED 1 1/8 ST	48
			690501-4	CAM, POST-FEED 1 5/8 ST	47
1	1	1	459456-1	APPLICATOR, BASIC (SUBASSY)	46
1	1	1	690191-1	PLUG, NYLON	45
1	1	1	455673-1	RAM	44
1	1	1	690125-1	WASHER, LAMINATED	43
1	1	1	690124-3	WASHER, RAM	42
1	1	1	7-21002-9	BOLT, CRIMPER(5/16x1.00)	41
1	1	1	23241-6	BALL, STEEL	40
1	1	1	690170-1	SPRING, COMPRESSION	39
1	1	1	690142-4	DISC, INSULATION	38
1	1	1	354777-1	WIRE DISC, PLASTIC	37
1	1	1	22480-5	WASHER, SPRING	36
1	1	1	690212-1	POST, RAM	35
1	1	1	692776-2	SUPPORT, TERMINAL	34
REF	REF	REF	455675-1	PLATE, BASE	33
1	1	1	690432-3	SCREW, ADJUSTMENT	32
					31
REF	REF	REF	455689-1	BLOCK, STRIP GUIDE ADJ	30
1	1	1	455671-8	PLATE, STRIP GUIDE	29
1	1	1	1-455888-0	SPACER, FRONT SHEAR DEP	28
2	2	2	1-22284-0	SPRING, DRAG	27
1	1	1	690546-1	LEVER, DRAG RELEASE	26
1	1	1	240792-1	DRAG, TERMINAL	25
1	1	1	6-690504-4	GUIDE, STRIP (REAR)	24
1	1	1	690438-1	GUIDE, STRIP (FRONT)	23
			690472-2	STRIPPER	22
REF	REF	REF	4-22284-9	SPRING, FEED RETURN	21
					20
1	1		691353-1	STRIPPER	19
					18
					17
			691667-1	GUARD, CHIP, FRONT	16
					15
					14
					13
1	1	1	3-22280-3	SPRING, SHEAR	12
1	1	1	690461-1	STOP, SHEAR	11
1	1	1	690459-1	HOLDER, SHEAR (FRONT)	10
1	1	1	462006-1	SHEAR, FLOAT (FRONT)	9
1	1	1	1-1633665-9	ANVIL	8
					7
					6
					5
					4
1	1	1	2-683454-5	CRIMPER, INSULATION	3
					2
1	1	1	1-456401-6	CRIMPER, WIRE	1

DIMENSIONS:		TOLERANCES UNLESS OTHERWISE SPECIFIED:		APPROVALS:	
INCHES		0 PLC	± .005	DIN D. SALTZER	1-30-98
		1 PLC	± .002	CHK C. FERISMAN	2-3-98
		2 PLC	± .001	APV J. DODDS	1-30-98
		3 PLC	± .0005		
		4 PLC	± .0002		
		ANGLES	± .001		
MATERIAL	FINISH	WEIGHT	SIZE	CAGE CODE	DRAWING NO
			A1	00779	567243
CUSTOMER DRAWING		SCALE	SHEET	1	REV
					N