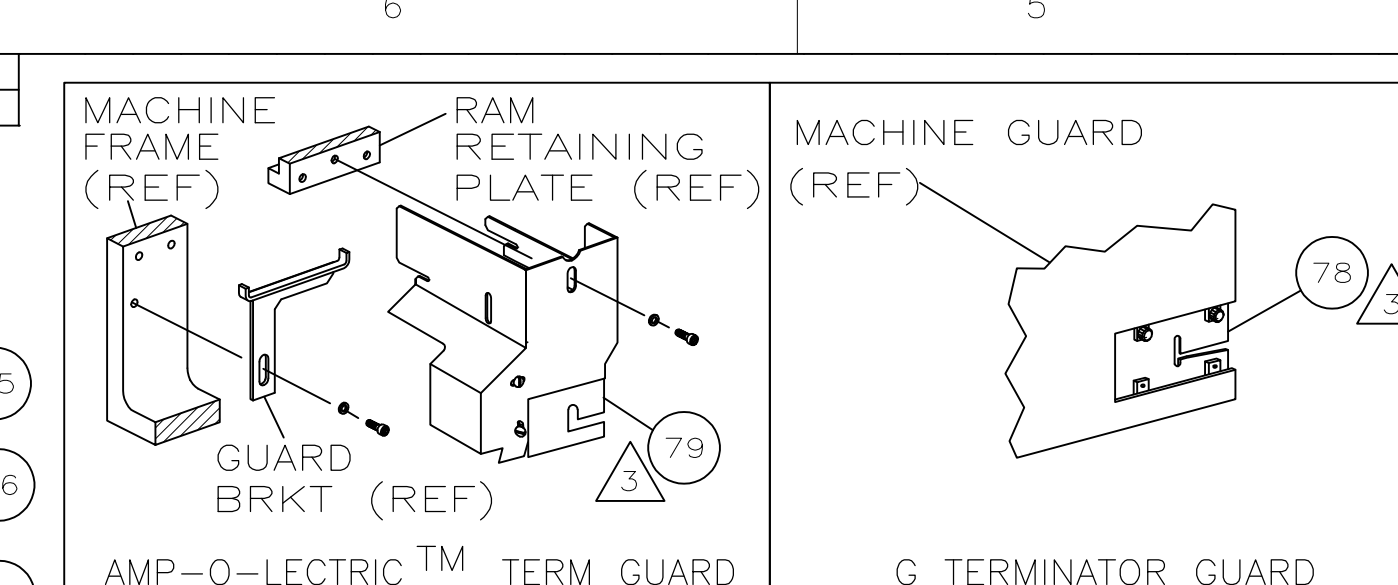


8 7 6 5 4 3 2 1

THIS DRAWING IS UNPUBLISHED. RELEASED FOR PUBLICATION. COPYRIGHT BY TYCO ELECTRONICS CORPORATION. ALL RIGHTS RESERVED.

PART NUMBER	REV	FIRST USED
567067-1	S	854400-1
567067-2	S	565435-5
567067-3	S	354500-1
7-567067-7	K	-



TERMINAL NAME: MINI UNIV MATE-N-LOK™

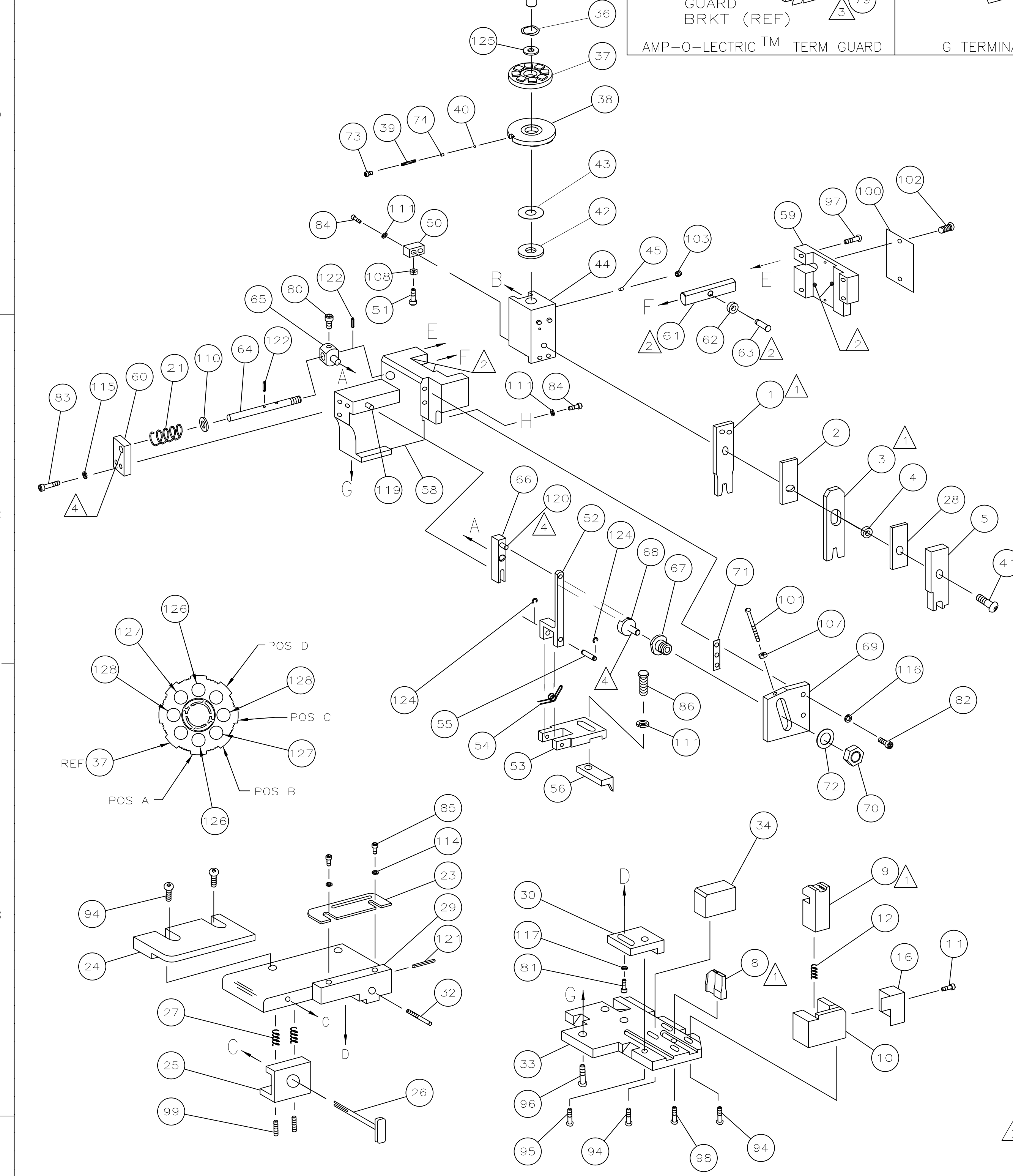
APPL SPEC	114-5050
PIN	SOCKET
170360	170362
APPL SPEC 114-16017	
PIN	SOCKET
770903	770904
	794137

TERM APPL SPEC Δ -

CRIMPING DATA			
PAD LTR	CRIMP HEIGHT	WIRE SIZE	
A	.042 ±.002	18	
B	.036 ±.002	20 OR (2) 22	
C	.032 ±.002	22	
D	NOT	USED	
CRIMP	SIZE	TYPE	RANGE
WIRE	.062	F	22-18
INSUL	.110	F	.059-.094
FEED	APPL INST	SET UP GAGE	LAYOUT
.433	408-8040	458637-1	1178
WIRE STRIP LENGTH Δ		-	

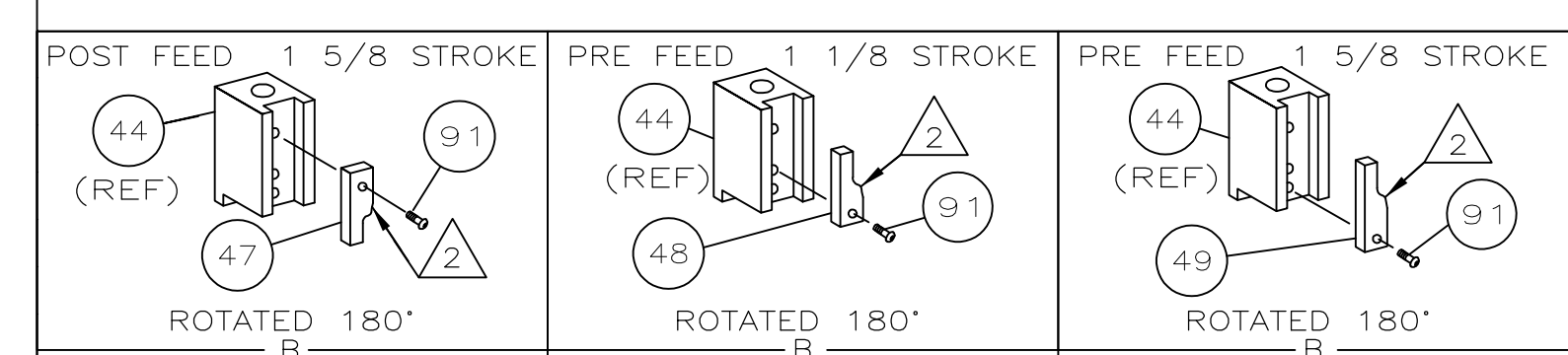
LOC	DIST	REVISIONS				
A	66	REV	DESCRIPTION	DATE	BY	APPV
S1	ECR-07-017183			7-2007	MY	GB

-1	LEADMAKER	MECH POST FEED	-77	SPARE TOOLING KIT
-2	BENCH MODEL K	MECH PRE FEED		
-3	BENCH MODEL G	MECH PRE FEED		



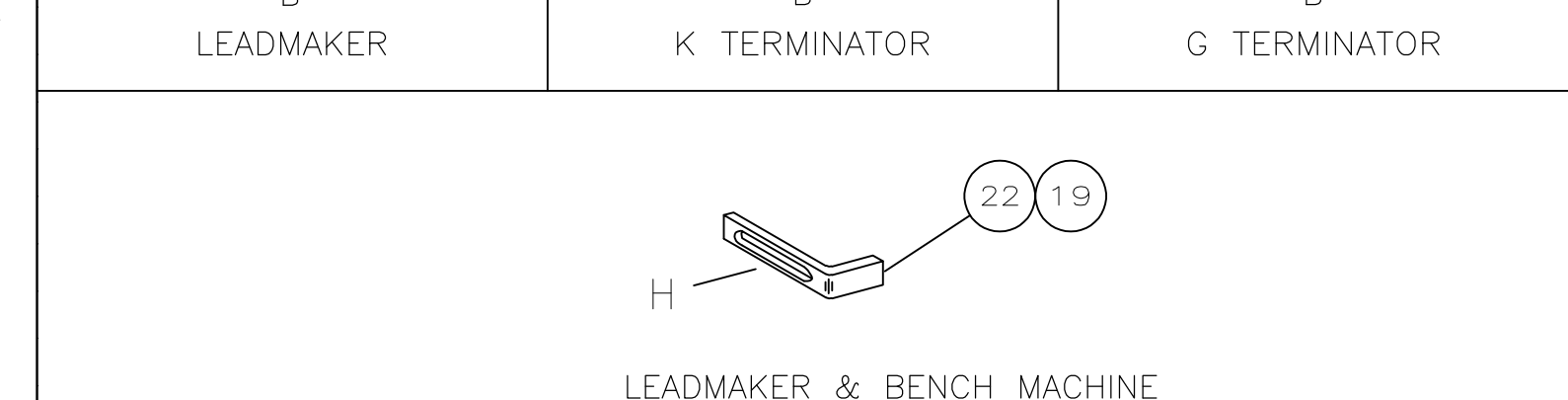
QTY	REQD	PER	ASSY	PART NO	DESCRIPTION	ITEM NO	
-	2	2	2	-	4-354779-3	PIN, WIRE DISC (.3205)C	129
-	2	2	2	-	3-354779-5	PIN, WIRE DISC (.3165)B	127
-	2	2	2	-	2-354779-4	PIN, WIRE DISC (.3110)A	126
-	1	1	1	-	986950-1	WASHER, FLAT PRECISION	125
-	REF	REF	REF	-	21045-3	RING, RET "C" (Ø.187)FD FING PIN	124
-	REF	REF	REF	-			123
-	REF	REF	REF	-	5-21028-1	PIN,SLT SPR(Ø.125x.50)ADJ ROD	122
-	1	1	1	-	4-21028-0	PIN,SLT SPR(Ø.093x.75)ST GDE PL	121
-	REF	REF	REF	-	1-21030-1	PIN,DOWEL(Ø.187x.50)LEVER	120
-	REF	REF	REF	-	1-21030-6	PIN,DOWEL(Ø.187x1.25)HOUSING	119
-	1	1	1	-	21024-5	WASHER, LOCK(#10)ADJ BLOCK	118
-	REF	REF	REF	-	21024-5	WASHER,LOCK(#10)ADJ PLATE	117
-	REF	REF	REF	-	21024-5	WASHER,LOCK(#10)FEED GDE ROD	116
-	2	2	2	-	21024-2	WASHER,LOCK(#4)FRONT STP GUIDE	115
-				-			114
-	4	4	4	-	21024-4	WASHER,LOCK(#8)STRIPPER	112
-	REF	REF	REF	-	21899-4	WASHER,FLAT(Ø5/16)SCREW ADJ	111
-				-			110
-				-			109
-	1	1	1	-	21018-5	NUT,HEX(NO.6)HOLDDOWN	108
-	REF	REF	REF	-	21018-5	NUT,HEX(6-32)FEED ADJ	107
-				-			106
-				-			105
-				-			104
-	1	1	1	-	21009-2	SCR,SKT SET(1/4-20x.25 LW)RAM	103
-	2	2	2	-	21017-2	SCR,DRIVE(#2x.19)ID PLATE	102
-	REF	REF	REF	-	6-23715-5	SCR,PAN HD(6-32x1.50)FEED ADJ	101
-	1	1	1	-	461264-1	PLATE, IDENTIFICATION	100
-	2	2	2	-	5-21006-6	SCR,SET(10-32x.75)DRAG	99
-	1	1	1	-	22733-8	SCR,BHC(8-32x.38 LW)ANVIL	98
-	REF	REF	REF	-	2-21002-9	SCR,BHC(10-32x.75)CAP	97
-	REF	REF	REF	-	2-22733-8	SCR,BHC(1/4-20x.62)HOUSING	96
-	REF	REF	REF	-	2-21002-7	SCR,BHC(10-32x.50)SG ADJ BLOCK	95
-	6	6	6	-	2-21002-2	SCR,BHC(8-32x.50)SHEAR	94
-				-			93
-	1	1	1	-	1-21002-7	SCR,BHC(6-32x.38)CAM	91
-				-			90
-				-			89
-				-			88
-				-			87
-	1	1	1	-	2-22603-0	SCR,HEX HD(8-32x.31)FEED FINGER	86
-	2	2	2	-	1-21000-3	SCR,SHC(4-40x.25)F ST GUIDE	85
-	3	3	3	-	2-21000-7	SCR,SHC(8-32x.50)STRIPPER	84
-	REF	REF	REF	-	3-21000-7	SCR,SHC(10-32x.75)FEED ROD GD	83
-	REF	REF	REF	-	3-21000-6	SCR,SHC(10-32x.62)FD ADJ BLK	82
-	1	1	1	-	3-21000-4	SCR,SHC(10-32x.38)SG ADJ BL	81
-	REF	REF	REF	-	3-21000-4	SCR,SHC(10-32x.38)PIVOT BLK	80
-	REF	REF	REF	-	455749-1	GUARD, WINDOW	79
-	REF	REF	REF	-	679532-1	INSERT, GUARD	78
-				-			77
-				-			76
-				-			75
-	1	1	1	-	690603-1	SPRING, ASSIST	74
-	1	1	1	-	23030-1	SCR,SHC(6-32x.25 SL)INS DISC	73
-	REF	REF	REF	-	458109-1	WASHER, SPECIAL	72
-	REF	REF	REF	-	690517-1	SPACER	71

QTY	REQD	PER	ASSY	PART NO	DESCRIPTION	ITEM NO	
-				-			128
-				-			127
-				-			126
-				-			125
-				-			124
-				-			123
-				-			122
-				-			121
-				-			120
-				-			119
-				-			118
-				-			117
-				-			116
-				-			115
-				-			114
-				-			113
-				-			112
-				-			111
-				-			110
-				-			109
-				-			108
-				-			107
-				-			106
-				-			105
-				-			104
-				-			103
-				-			102
-				-			101
-				-			100
-				-			99
-				-			98
-				-			97
-				-			96
-				-			95
-				-			94
-				-			93
-				-			92
-				-			91
-				-			90
-				-			89
-				-			88
-				-			87
-				-			86
-				-			85
-				-			84
-				-			83
-				-			82
-				-			81
-				-			80
-				-			79
-				-			78
-				-			77
-				-			76
-				-			75
-				-			74
-				-			73
-				-			72
-				-			71



- 1 RECOMMENDED SPARE PARTS.
- 2 GREASE LIGHTLY.
- 3 GUARD MUST BE IN PLACE WHEN OPERATING APPLICATOR IN A BENCH MACHINE.
- 4 LUBRICATE DAILY USING NO. 20 MACHINE OIL.
- 5. ITEMS WITH QTY OF REF SPECIFIED (EXCEPT ITEMS 78 AND 79) ARE USED ON ITEM 46.
- 6 FOR SINGLE WIRES: .126-.146 FOR TWO WIRES: .138-.157

114-13089 IS FOR SEAL APPLICATION ONLY.
"F" TYPE INSULATION CRIMP IS USED AT A REDUCED INSULATION PAD SETTING FOR SEAL APPLICATIONS.



THIS DRAWING IS A CONTROLLED DOCUMENT.

DW:	JC BAKER	9/28/94
CHK:	CJ ERISMANN	9/28/94
APP'D:	E. KOOTIE	9/28/94

Tyco Electronics Corporation
Harrisburg, PA 17105-3608

NAME: SIDE FEED HDM APPLICATOR

DIMENSIONS: INCHES	TOLERANCES UNLESS OTHERWISE SPECIFIED:
0 PLC ±	±
1 PLC ±	±
2 PLC ±	±
3 PLC ±	±
4 PLC ±	±
ANGLES	±

MATERIAL	FINISH	WEIGHT	SIZE	CAGE CODE	DRAWING NO	RESTRICTED TO
			A1	00779	567067	

CUSTOMER DRAWING SCALE SHEET 1 of 1 REV S1