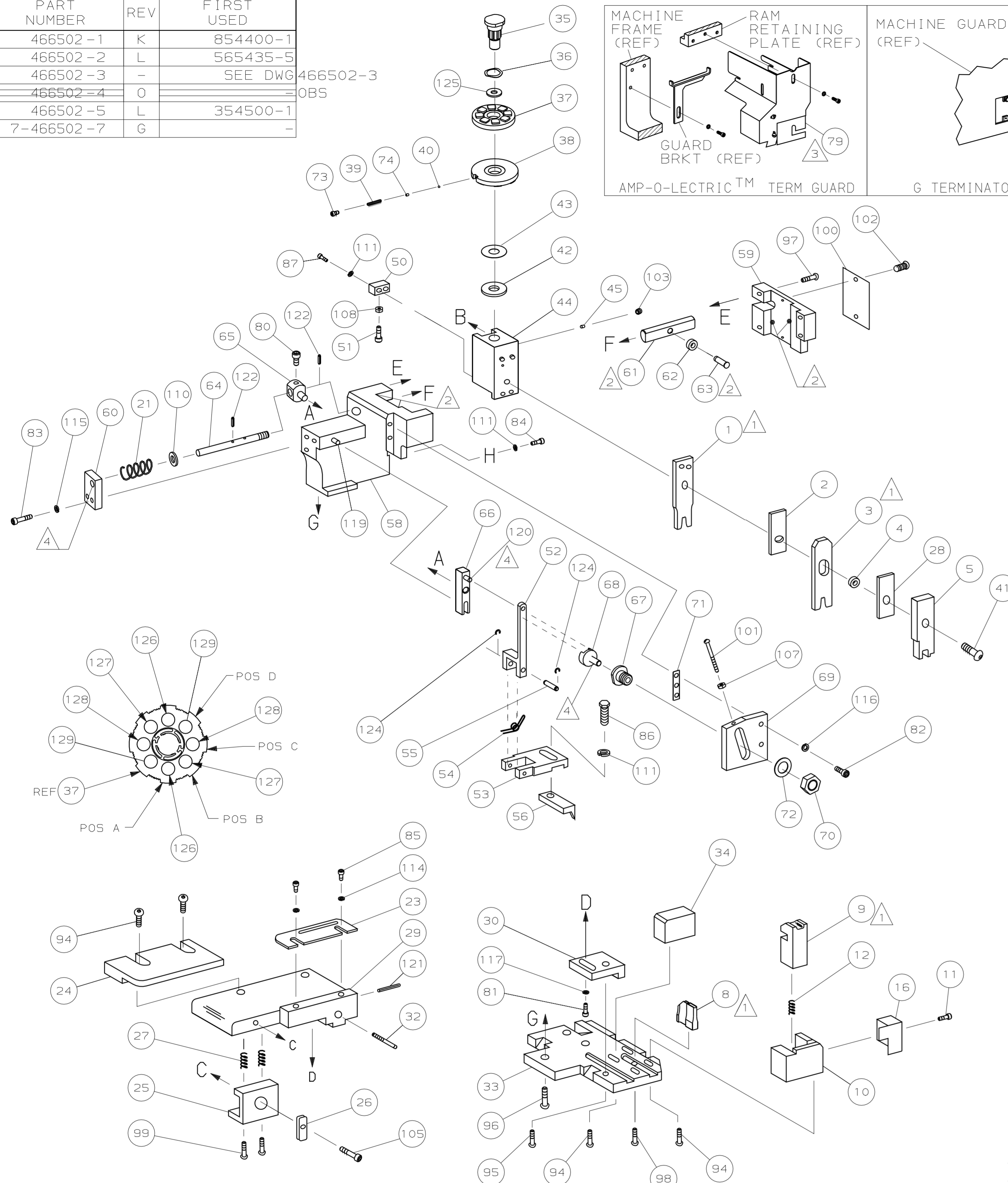
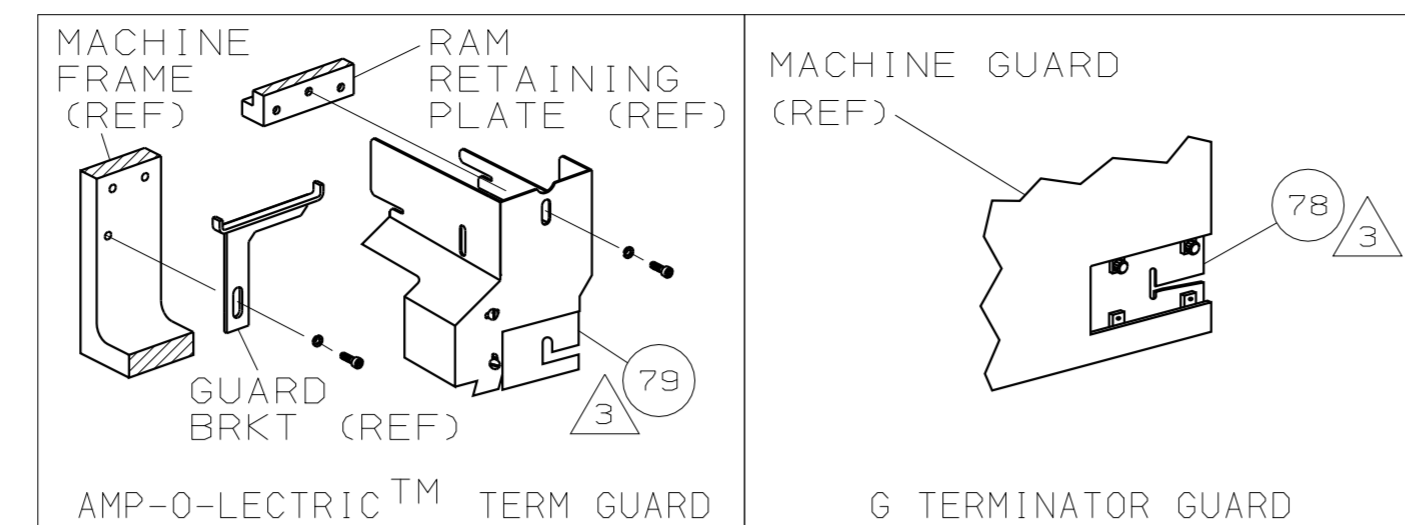


PART NUMBER	REV	FIRST USED
466502-1	K	854400-1
466502-2	L	565435-5
466502-3	-	SEE DWG
466502-4	O	
466502-5	L	354500-1
7-466502-7	G	

466502-3 OBS



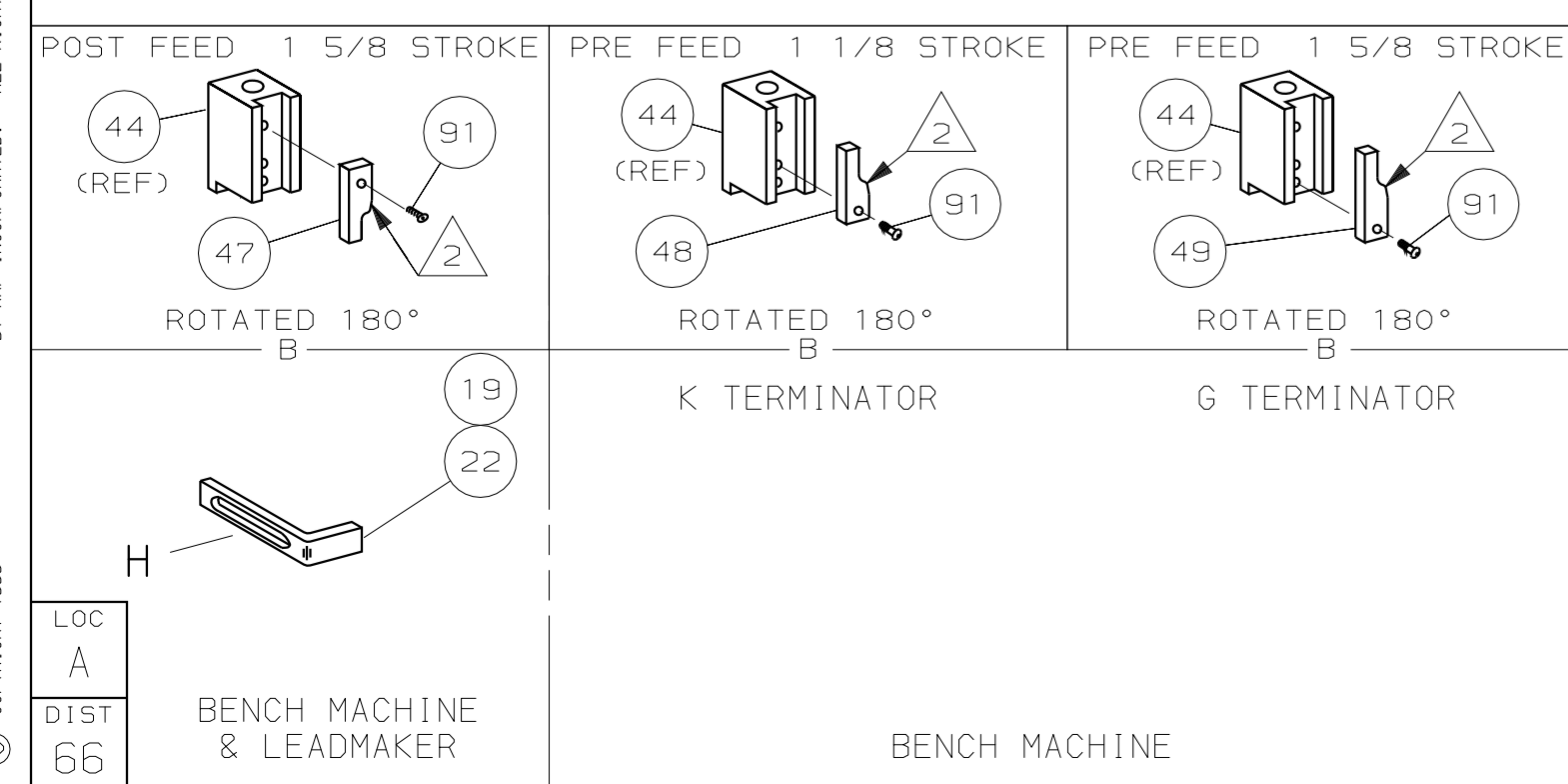
TERMINAL NAME:	
.250 FASTON™ PIGGY-BACK	
61944	
62109	
62223	

CRIMPING DATA			
PAD LTR	CRIMP HEIGHT	WIRE SIZE	
A	.072 ± .002	14	
B	.067 ± .002	2(18)	
C	.063 ± .002	16	
D	.057 ± .002	18	
CRIMP	SIZE	TYPE	RANGE
WIRE	.110	F	18-14
INSUL	.180	F	.120-.170
FEED	APPL INST	SET UP GAGE	LAYOUT
.620	408-8040	458637-1	L444
WIRE STRIP LENGTH .185-.215			

-1 LEADMAKER		MECH POST FEED		-77 SPARE TOOLING KIT	
-2 BENCH MODEL K	MECH PRE FEED				
-5 BENCH MODEL G	MECH PRE FEED				
- REF	REF	REF	- B	22594-8	NUT, HEX (1/2-20)
- REF	REF	REF	- B	240628-1	PLATE, ADJUSTMENT
- REF	REF	REF	- B	240626-1	SHAFT, PIVOT
- REF	REF	REF	- B	240633-1	BUSHING
- REF	REF	REF	- A	455680-1	LEVER, INTERMEDIATE
- REF	REF	REF	- B	240629-1	BLOCK, PIVOT
- REF	REF	REF	- A	240632-2	SCREW, ADJ FEED ROD
- REF	REF	REF	- B	240659-3	PIN, CAM ROLLER
- REF	REF	REF	- B	240658-1	ROLLER, CAM
- REF	REF	REF	- B	454398-2	ROD, FEED
- REF	REF	REF	- A	454178-1	GUIDE, FEED ROD
- REF	REF	REF	- C	454220-1	CAP, RAM
- REF	REF	REF	- D	454485-1	HOUSING

- 2	2	2	-	C	1-354779-1	PIN, WIRE DISC (.3045)D	129
- 2	2	2	-	C	9-354778-5	PIN, WIRE DISC (.2970)C	128
- 2	2	2	-	C	8-354778-5	PIN, WIRE DISC (.2920)B	127
- 2	2	2	-	C	7-354778-7	PIN, WIRE DISC (.2880)A	126
- 1	1	1	-	A	986950-1	WASHER, FLAT PRECISION	125
- REF	REF	REF	-	A	21045-3	RING, RET "C" (Ø.187)FD FING PIN	124
- REF	REF	REF	-	A	5-21028-1	PIN, SLT SPR (Ø.125x.50)ADJ ROD	122
- 1	1	1	-	A	4-21028-0	PIN, SLT SPR (Ø.093x.75)ST GDE PL	121
- REF	REF	REF	-	A	1-21030-1	PIN, DOWEL (Ø.187x.50)LEVER	120
- REF	REF	REF	-	A	1-21030-6	PIN, DOWEL (Ø.187x1.25)HOUSING	119
- 1	1	1	-	A	21024-5	WASHER, LOCK (#10)ADJ BLOCK	118
- REF	REF	REF	-	A	21024-5	WASHER, LOCK (#10)ADJ PLATE	117
- REF	REF	REF	-	A	21024-5	WASHER, LOCK (#10)FEED GDE ROD	116
- 2	2	2	-	A	21024-2	WASHER, LOCK (#4)FRONT STP GUIDE	114
- 4	4	4	-	A	21024-4	WASHER, LOCK (#8)STRIPPER	111
- REF	REF	REF	-	A	21899-4	WASHER, FLAT (Ø5/16)SCREW ADJ	110
- 1	1	1	-	A	21018-5	NUT, HEX (NO. 6)HOLDDOWN	108
- REF	REF	REF	-	A	21018-5	NUT, HEX (6-32)FEED ADJ	107
- 1	1	1	-	A	22353-8	SCR, SHLD (Ø.187x.25)DRAG LEVER	105
- 1	1	1	-	A	21009-2	SCR, SKT SET (1/4-20x.25 LW)RAM	103
- 2	2	2	-	A	21017-2	SCR, DRIVE (#2x.19)ID PLATE	102
- REF	REF	REF	-	A	6-23715-5	SCR, PAN HD (6-32x1.50)FEED ADJ	101
- 1	1	1	-	B	461264-1	PLATE, IDENTIFICATION	100
- 2	2	2	-	A	3-21002-0	SCR, BHC (10-32x.88)DRAG	99
- 1	1	1	-	A	22733-8	SCR, BHC (8-32x.38 LW)ANVIL	98
- REF	REF	REF	-	A	2-21002-9	SCR, BHC (10-32x.75)CAP	97
- REF	REF	REF	-	A	2-22733-8	SCR, BHC (1/4-20x.62)HOUSING	96
- REF	REF	REF	-	A	2-21002-7	SCR, BHC (10-32x.50)SG ADJ BLOCK	95
- 6	6	6	-	A	2-21002-2	SCR, BHC (8-32x.50)SHEAR	94
- 1	1	1	-	A	1-21002-7	SCR, BHC (6-32x.38)CAM	91
- 2	2	2	-	A	2-21000-7	SCR, SHC (8-32x.48)DEP-HOLD	87
- 1	1	1	-	A	2-22603-0	SCR, HEX HD (8-32x.31)FEED FINGER	86
- 2	2	2	-	A	1-21000-3	SCR, SHC (4-40x.25)F ST GUIDE	85
- 1	1	1	-	A	2-21000-7	SCR, SHC (8-32x.50)STRIPPER	84
- REF	REF	REF	-	A	3-21000-7	SCR, SHC (10-32x.75)FEED ROD GD	83
- REF	REF	REF	-	A	3-21000-6	SCR, SHC (10-32x.62)FD ADJ BLK	82
- 1	1	1	-	A	3-21000-4	SCR, SHC (10-32x.38)SG ADJ BL	81
- REF	REF	REF	-	A	3-21000-4	SCR, SHC (10-32x.38)PIVOT BLK	80
- 1	1	1	-	B	455755-3	GUARD ASSY	79
- REF	REF	REF	-	B	679532-1	INSERT, GUARD	78
- 1	1	1	-	A	690603-1	SPRING, ASSIST	74
- 1	1	1	-	A	23030-1	SCR, SHC (6-32x.25 SL)INS DISC	73
- REF	REF	REF	-	A	458109-1	WASHER, SPECIAL	72
- REF	REF	REF	-	A	690517-1	SPACER	71

-77 -5 -2 -1 U/M		DWG SIZE	PART NO	DESCRIPTION	ITEM NO
-77	-5	-2	-1	U/M	DWG SIZE
QTY REOD PER ASSY					
PARTS LIST					
REVISION OF EACH ASSY NO (WHEN BLANK, USE DWG REVISION)					
QTY REOD PER ASSY					
PARTS LIST					
REVISION OF EACH ASSY NO (WHEN BLANK, USE DWG REVISION)					



- 1 RECOMMENDED SPARE PARTS.
- 2 GREASE LIGHTLY.
- 3 GUARD MUST BE IN PLACE WHEN OPERATING APPLICATOR IN A BENCH MACHINE.
- 4 LUBRICATE DAILY USING NO. 20 MACHINE OIL.
- 5. ITEMS WITH QTY OF REF SPECIFIED (EXCEPT ITEMS 78 AND 79) ARE USED ON ITEM 46.
- 6 CUT TO LENGTH AT ASSY.

THIS DRAWING IS A CONTROLLED DOCUMENT.

THIS DRAWING IS UNCLASSIFIED DATE 03/28/1999 BY AMP INCORPORATED. ALL RIGHTS RESERVED.

466502

D

C

B

A

DIMENSIONS IN INCHES. DO NOT SCALE PRINT. TOLERANCES UNLESS OTHERWISE SPECIFIED:

L	ECR 05-012913	GB	10-05
K	ECR 05-008013	GB	8-05
J	0150-0043-04	BH	JAN04
H	ECN 0150-0500-03	TE	5-03
G3	ECN 0150-0307-01	TE	4-01
G2	0150-5859-95	CE	1-95
G1	ADDED -5	CE	10-94

REMOVE BURRS, BREAK SHARP EDGES R.015 MAX

DR 10/26/94 APP 10-26-94 T. ELBIN
M. O'BRINE
CHK 10-26-94 REL 11/4/94 B. MORGAN

NAME: SIDE FEED HDM APPLICATOR MACHINE REF: MINI APPL
SCALE: D DWG NO: 466502 SHEET: 1 OF 1 REV: L

00779 CUSTOMER AND ASSEMBLY DRAWING