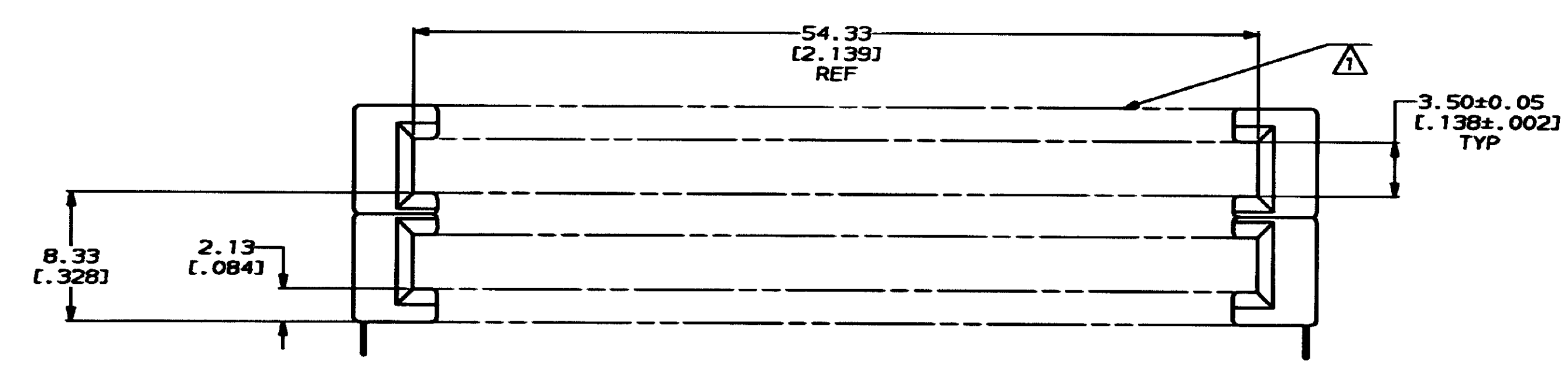
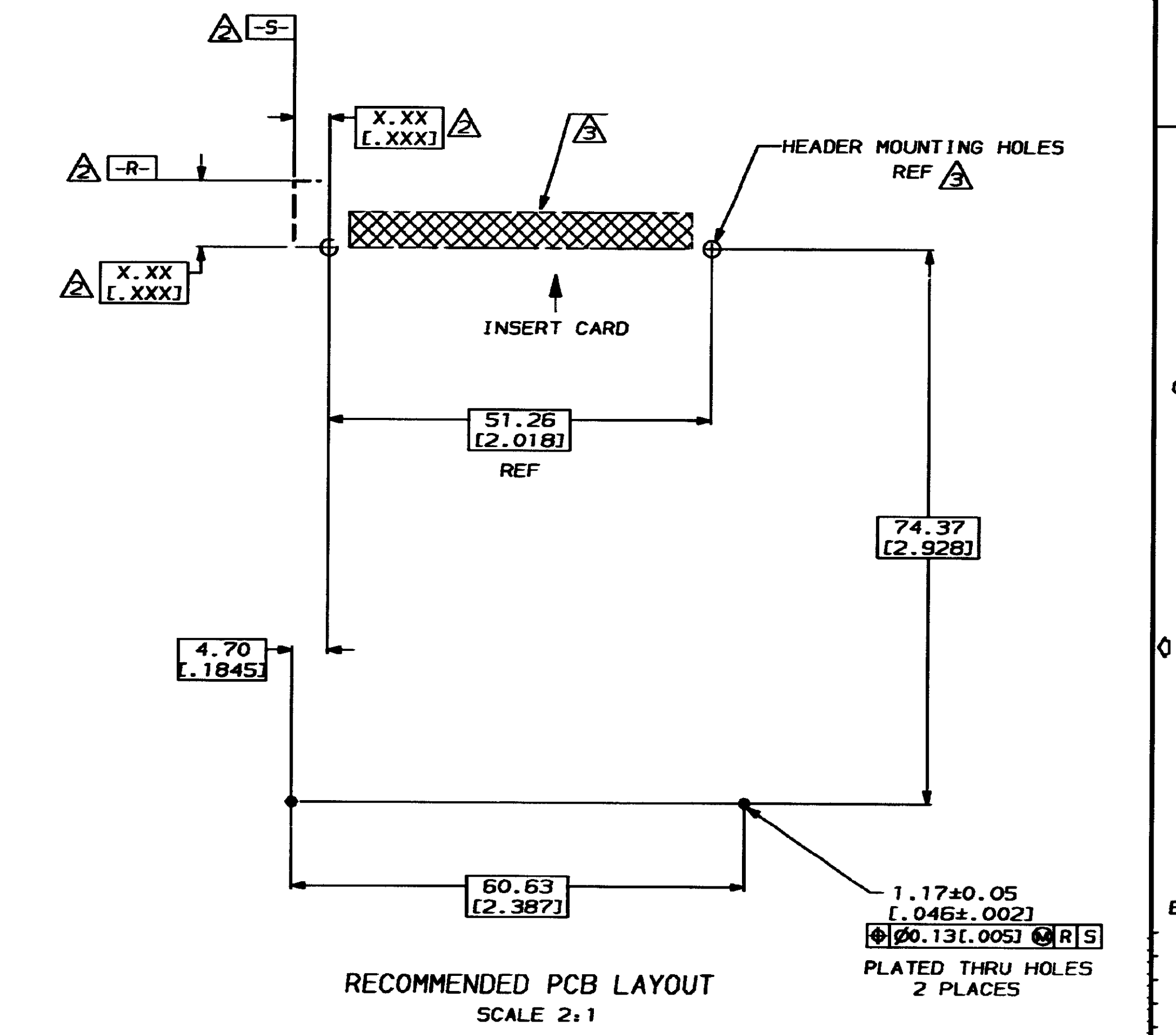
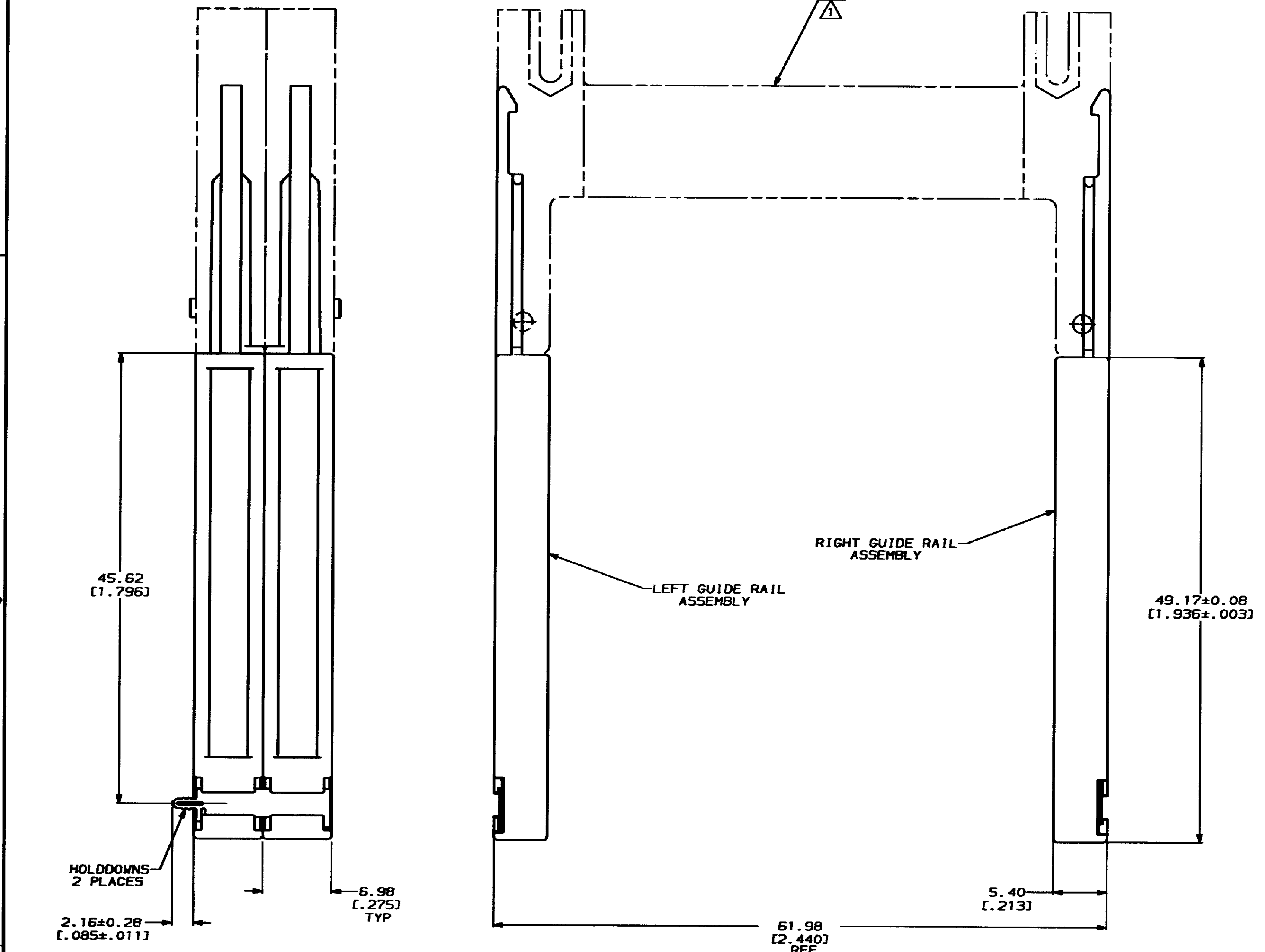


THIS DRAWING IS UNPUBLISHED. RELEASED FOR PUBLICATION .19
 © COPYRIGHT 19 BY AMP INCORPORATED. ALL INTERNATIONAL RIGHTS RESERVED.

REV. NO.		DATE		DESCRIPTION		APPROVED
AD	39	0	9/9/93	RELEASED PER PPR		BE

- ⚠ SMT OR THRU-HOLE HEADER ASSY NOT SUPPLIED AND MUST BE ORDERED SEPARATELY. CONTACT AMP INCORPORATED FOR HEADER PART NUMBER
- ⚠ DATUMS AND BASIC DIMENSIONS ESTABLISHED BY CUSTOMER
- ⚠ FOR HEADER PCB LAYOUT SEE APPROPRIATE HEADER ASSEMBLY



DESCRIPTION	PART NO
RIGHT GUIDE RAILS WITH HOLDDOWN	146035-2
LEFT GUIDE RAILS WITH HOLDDOWN	146035-1

DO NOT SCALE PRINT. UNLESS SPECIFIED DIMENSIONS IN mm (INCHES) TOLERANCES ON: 2 PLG DEC ± 0.13 (.005) 3 PLG DEC ± - ANGLES ± - MATERIAL: RAIL: LCP - COLOR: BLACK HOLD DOWNS: PHOSPHOR BRONZE FINISH: HOLD DOWNS: TIN	DR S/S/93 J MOSER CHK S/S/93 B ELICKER APPD S/S/93 B ELICKER APPD S/S/93 B ELICKER APPLICATION SPEC WEIGHT 4.2 GRAMS	AMP AMP Incorporated Harrisburg, PA 17105-3608 NAME: GUIDE RAILS, STACKED, EXTENDED, WITH THRU-HOLE HOLDDOWNS, AMP MEMORY CARD SIZE: D 00779 CAGE CODE: 00779 DRAWING NO: 146035 SCALE: 4:1 SHEET: 1 OF 1
---	---	---

THIS DRAWING IS A CONTROLLED DOCUMENT FOR AMP INCORPORATED. IT IS SUBJECT TO CHANGE AND THE CONTROLLING ENGINEERING ORGANIZATION SHOULD BE CONTACTED FOR THE LATEST REVISION.