

REV. Status

REVISION –
06/30/00 MP

REVISION A
CHANGED
SCHEMATIC,
ADDED UL TO
ISO MARKING.
11/06/00 MP

REVISION B
CHANGED
SCHEMATIC,
A.1, A.2, A.6
AND A.10.
11/21/00 MP

ADSL transformer designed for use with Analog Device ADSL IC chip set AD20MSP930

A. Electrical Specifications (@ 25° C)

1. Primary (Line side) Impedance; 100Ω
2. Secondary (IC side) Impedance; 82.6Ω
3. Frequency Response; ±0.5dB MAX @ 100KHz to 1.1MHz OdBm
4. Insertion Loss; 0.5dB MAX @ 300KHz OdBm
5. Longitudinal Balance; 40dB MIN @ 10KHz to 1MHz, OdBm (Per ITU method pin 4 grounded)
6. Open Circuit Inductance; 1.8mH MIN @ 10KHz, 0.02Vrms Measured (1–4) with 2 and 3 shorted
7. Leakage Inductance; 7.5μH MAX @ 100KHz, 0.01Vrms Measured (1–4) with 2 & 3, 8 & 9, and 7 & 10 shorted
8. DC Resistance;
 - 2.0Ω MAX measured (1–4) with (2–3) shorted
 - 2.0Ω MAX measured (10–7) with (9–8) shorted
9. Turns Ratio; (1–4):(7–10)=1:1.1±2%
2 & 3, 8 & 9 shorted
10. Dielectric Strength; 1875Vrms 1 second @ Pri to Sec
11. Total Harmonic Distortion; –80dB MAX @ 20KHz



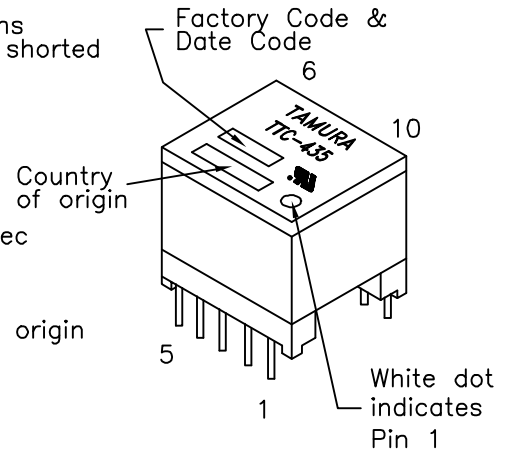
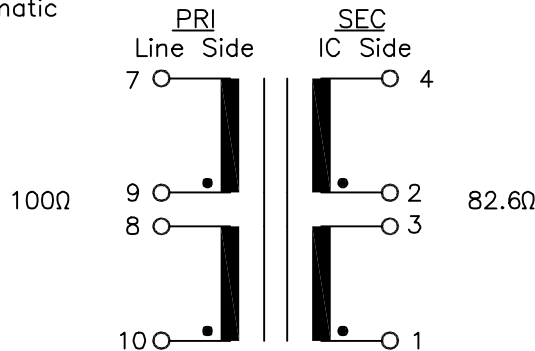
MODEL NUMBER

TTC-435

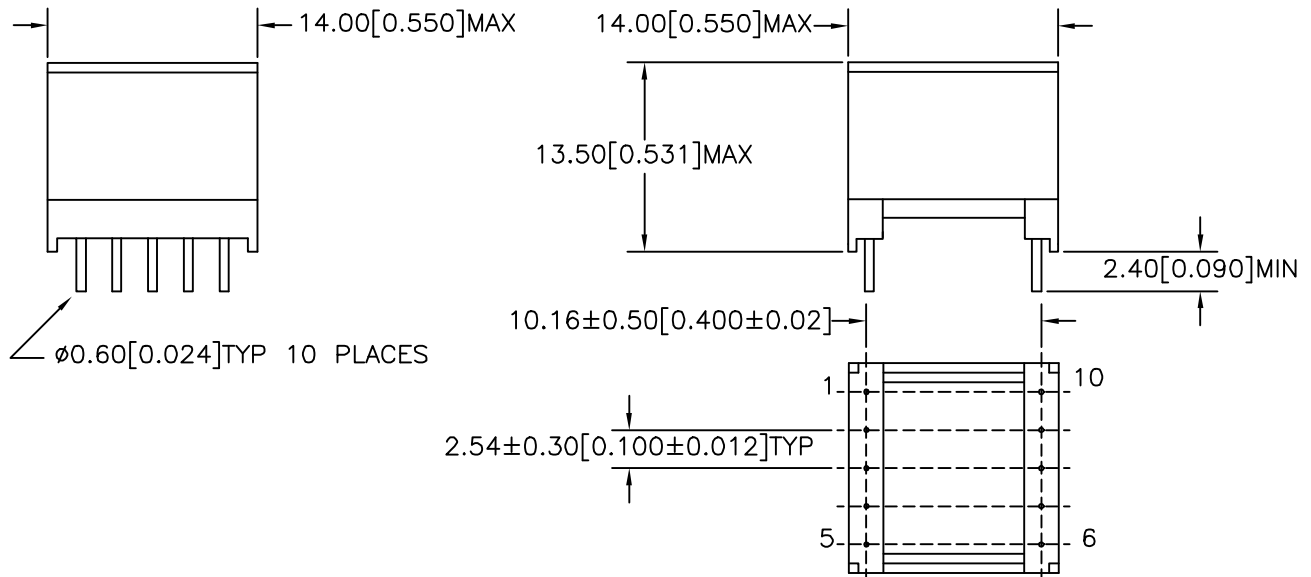
B. Marking; TTC-435, TAMURA, date code and country of origin

C. Safety: UL 1950 3rd Edition File No. E208555

D. Schematic



E. Mechanical Specifications



PREPARED BY:

D. Rund

ENGINEER:

M. Pitchai

QUALITY CONTROL:

D. Kelley

APPROVED:

J. Coleman

DWG CONTROL NO.
P-A1-12270
ACAD\TTC\A1122701.DWG

REV
B

ADSL THROUGH HOLE
TRANSFORMER

TAMURA CORPORATION OF AMERICA
43352 BUSINESS PARK DRIVE, TEMECULA, CA. 92590-6624
(909) 699-1270 FAX 9096769482

TTC-435

MODEL SPECIFICATION

DIM: mm(in) SCL: 2/1 SH: 1 OF 1

PROPRIETARY NOTICE: THIS DRAWING PRINT OR DOCUMENT AND SUBJECT MATTER DISCLOSED HEREIN ARE PROPRIETARY ITEMS TO WHICH TAMURA RETAINS THE EXCLUSIVE RIGHT OF DISSEMINATION, REPRODUCTION, MANUFACTURE AND SALE. THIS DRAWING, PRINT OR DOCUMENT IS SUBMITTED IN CONFIDENCE FOR CONSIDERATION BY THE RECIPIENT ALONE UNLESS PERMISSION FOR FURTHER DISCLOSURE IS EXPRESSLY GRANTED IN WRITING.