


# REL-MR- 24DC/21HC

Order No.: 2961312



<http://eshop.phoenixcontact.de/phoenix/treeViewClick.do?UID=2961312>

Pluggable miniature relays, with power contact for high continuous current, 1 PDT, input voltage 24 V DC

Commercial data	
EAN	4017918187576
Pack	10 Pcs.
Customs tariff	85364190
Weight/Piece	0.01526 KG
Catalog page information	Page 46 (IF-2007)

#### Product notes

WEEE/RoHS-compliant since:  
08/09/2006



<http://www.download.phoenixcontact.com>  
Please note that the data given here has been taken from the online catalog. For comprehensive information and data, please refer to the user documentation. The General Terms and Conditions of Use apply to Internet downloads.

### Technical data

Coil side	
Nominal input voltage $U_N$	24 V DC
Nominal input current at $U_N$	17 mA
Typical response time	7 ms
Typical release time	3 ms
Coil resistance	1440 $\Omega$ $\pm$ 10% (at 20°C)
Contact side	
Contact type	Single contact, 1-PDT

Contact material	AgNi
Maximum switching voltage	250 V AC/DC
Minimum switching voltage	12 V
Maximum inrush current	30 A (300 ms)
Min. switching current	100 mA
Limiting continuous current	16 A
Interrupting rating (ohmic load) max.	384 W (for 24 V DC)
	58 W (for 48 V DC)
	48 W (for 60 V DC)
	50 W (for 110 V DC)
	80 W (for 220 V DC)
	4000 VA (for 250 V AC)

**General data**

Length	29 mm
Height	15.7 mm
Width	12.7 mm
Test voltage relay winding/relay contact	5 kV AC (50 Hz, 1 min)
Ambient temperature (operation)	-40 °C ... 85 °C
Ambient temperature (storage/transport)	-40 °C ... 85 °C
Operating mode	100% operating factor
Service life mechanical	3 x 10 <sup>7</sup> cycles
Standards/regulations	IEC 60664
	IEC 60664 A
	DIN VDE 0110
	DIN VDE 0106-101
	DIN EN 50178/DIN VDE 0160 (in relevant parts)
	IEC 60255/DIN VDE 0435 (in relevant parts)
	EN 60730/DIN VDE 0631
Pollution degree	3
Surge voltage category	III
Mounting position	Any

Assembly instructions

Can be aligned without spacing ( $> 70\text{ °C} \geq 2.5\text{ mm}$ )

**Certificates / Approvals**

Approval logo



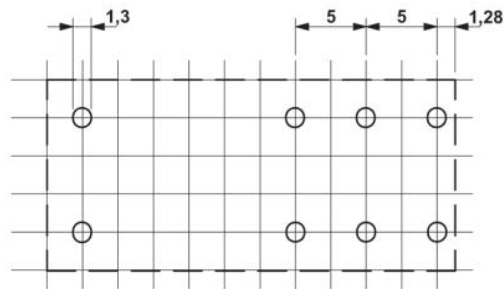
**requested approbations**

Certification

CUL, GL, GOST, UL, VDE-PZI

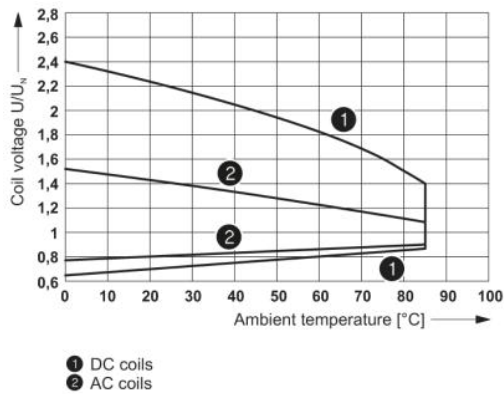
**Drawings**

Drilling diagram

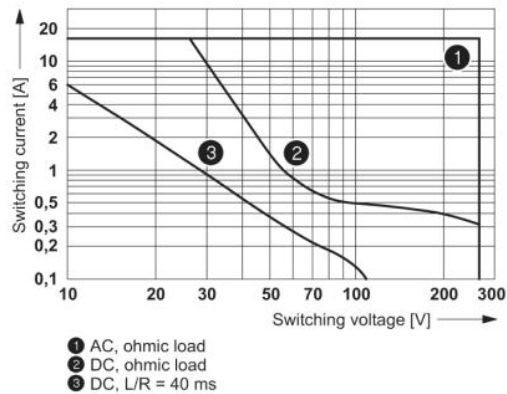


a = pitch division 2.5 mm

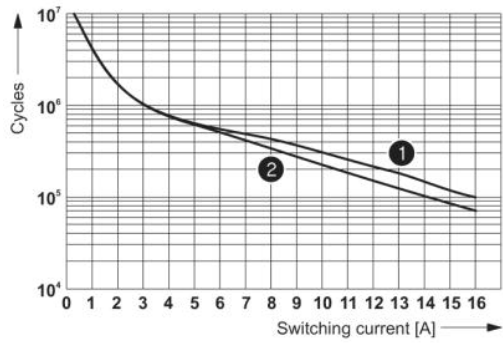
Diagram



Operating voltage range

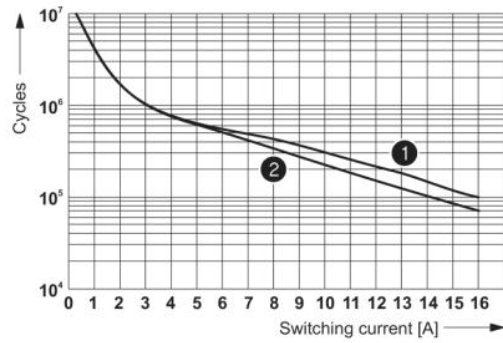


Interrupting rating



- ① 250 V AC, ohmic load (DC coils)
- ② 250 V AC, ohmic load (AC coils)

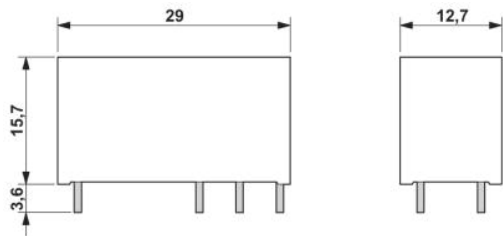
Electrical service life



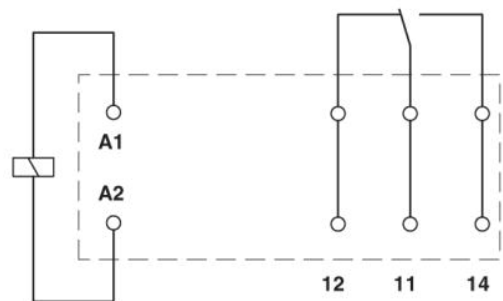
- ① 250 V AC, ohmic load (DC coils)
- ② 250 V AC, ohmic load (AC coils)

Service life reduction factor with various cos phi

Dimensioned drawing



Circuit diagram



**Address**

PHOENIX CONTACT Inc., USA  
586 Fulling Mill Road  
Middletown, PA 17057, USA  
Phone (800) 888-7388  
Fax (717) 944-1625  
<http://www.phoenixcon.com>



© 2008 Phoenix Contact  
Technical modifications reserved;