


**SAC-3P-M12MS/ 1,5-PUR SH**

Order No.: 1682650

<http://eshop.phoenixcontact.de/phoenix/treeViewClick.do?UID=1682650>Sensor/actuator cable, 3-pos., PUR halogen-free black, shielded,  
straight M12 plug on free conductor end, cable length: 1.5 m**Commercial data**

|                          |                   |
|--------------------------|-------------------|
| EAN                      | 4017918168933     |
| Pack                     | 1 Pcs.            |
| Customs tariff           | 85444290          |
| Weight/Piece             | 0.0834 KG         |
| Catalog page information | Page 67 (PC-2007) |

**Product notes**WEEE/RoHS-compliant since:  
05/10/2007

<http://www.download.phoenixcontact.com>  
Please note that the data given here has been taken from the online catalog. For comprehensive information and data, please refer to the user documentation. The General Terms and Conditions of Use apply to Internet downloads.

**Technical data****General data**

|                       |                            |
|-----------------------|----------------------------|
| Nominal current $I_N$ | 4 A                        |
| Nominal voltage $U_N$ | 250 V                      |
| Number of positions   | 3                          |
| Volume resistance     | $\leq 5 \text{ m}\Omega$   |
| Insulation resistance | $\geq 100 \text{ M}\Omega$ |

|                                 |  |
|---------------------------------|--|
| Length of cable                 | 1.5 m  |
| Ambient temperature (operation) | -25 °C ... 90 °C (plug/socket)                 |
|                                 | -25 °C ... 80 °C (cable, fixed installation)   |
|                                 | -5 °C ... 80 °C (cable, flexible installation) |

#### General characteristics

|                                    |   |
|------------------------------------|---|
| Coding                             | A - standard                                |
| Inflammability class acc. to UL 94 | HB  |
| Surge voltage category             | II  |
| Pollution degree                   | 3   |
| Degree of protection               | IP65/IP67/IP69K                             |
| Contact material                   | CuSn  |
| Contact surface material           | Ni/Au                                       |
| Contact carrier material           | TPU GF                                      |
| Material of grip body              | TPU, hardly inflammable, self-extinguishing |
| Material, knurls                   | Zinc die-cast, (nickel-plated)              |
| Status display                     | No  |

#### Conductor data

|   |                                     |
|---|-------------------------------------|
| Cable type                                  | PUR halogen-free black shielded     |
| Cable abbreviation                          | Li9Y-V1-C-V1-11Y                    |
| Conductor cross section                     | 0.34 mm <sup>2</sup>                |
| AWG signal line                             | 22                                  |
| Conductor structure, signal line            | 42x 0.10 mm                         |
| Thickness, insulation                       | ≥ 0.21 mm (Core insulation)         |
|   | Approx. 1.1 mm (Outer cable sheath) |
| External cable diameter                     | 5.90 mm                             |
| External sheath, color                      | Black-gray RAL 7021                 |
| Insulation resistance                       | ≥ 100 GΩ*km                         |
| Overall twist                               | 3 wires, twisted                    |
| Shielding                                   | Braided copper wires                |
| Optical shield covering                     | 85 %                                |
| Outer sheath, material                      | PUR                                 |
| Conductor material                          | Bare Cu litz wires                  |
| Cable weight                                | 44 kg/km                            |
| Smallest bending radius, fixed installation | 59 mm                               |

|   |         |
|---|---------|
| Smallest bending radius, movable installation | 59 mm   |
| Max. bending cycles                           | 4000000 |
| Bending radius                                | 59 mm   |
| Traversing path                               | 10 m    |
| Traversing rate                               | 3 m/s   |

**Certificates / Approvals**

Approval logo

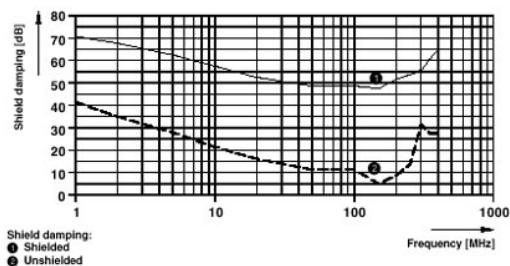


requested approbations

|               |                             |
|---------------|-----------------------------|
| Certification | CUL Listed, GOST, UL Listed |
|---------------|-----------------------------|

**Drawings**

Diagram




Dimensioned drawing



M12 x 1 male connector, straight, shielded

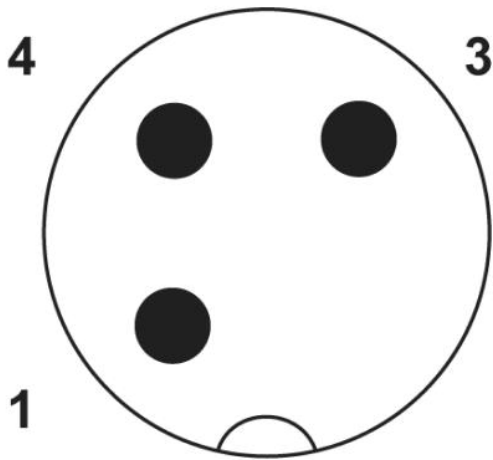
Circuit diagram



Contact assignment of the M12 plug

Schematic diagram

Pin assignment M12 plug, 3-pos., A-coded, view male side



**Address**

PHOENIX CONTACT GmbH & Co. KG  
Flachsmarktstr. 8  
32825 Blomberg, Germany  
Phone +49 5235 3 00  
Fax +49 5235 3 41200  
<http://www.phoenixcontact.de>



© 2008 Phoenix Contact  
Technical modifications reserved;