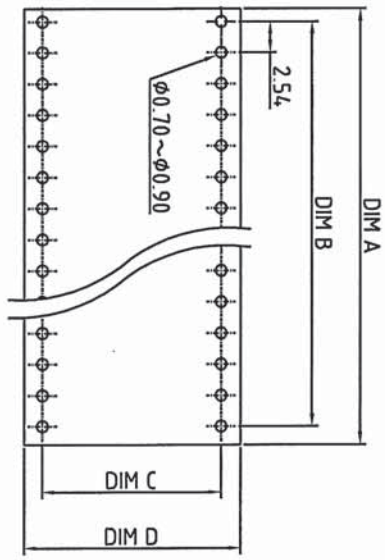
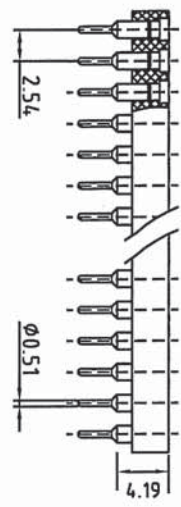
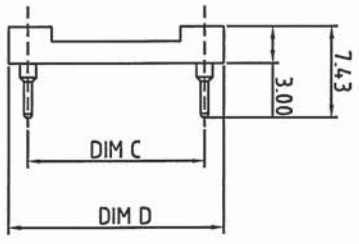
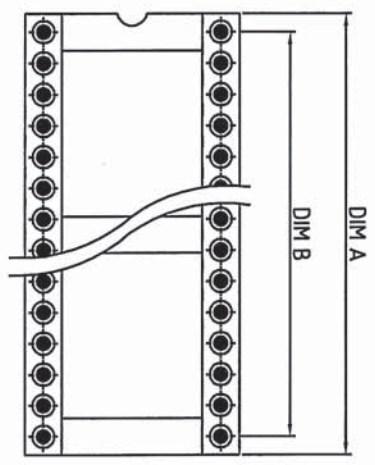


1	2	3	4	5	6	7
SIGN				DATE	DESCRIPTION	APPROVER
THIS IS CAD DRAWING. DO NOT REVISE MANUALLY!!!						



P.C.B. LAYOUT

P/N	Contact	Dim A	Dim B	Dim C	Dim D	P/N	Contact	Dim A	Dim B	Dim C	Dim D
WMS-060Z	6	7.62	5.08	7.62	10.16	WMS-240Z	24	30.48	27.94	15.24	17.78
WMS-080Z	8	10.16	7.62	7.62	10.16	WMS-280Z	28	35.56	33.02	15.24	17.78
WMS-100Z	10	12.70	10.16	7.62	10.16	WMS-320Z	32	40.64	38.10	15.24	17.78
WMS-140Z	14	17.78	15.24	7.62	10.16	WMS-400Z	40	50.80	48.26	15.24	17.78
WMS-160Z	16	20.32	17.78	7.62	10.16	WMS-420Z	42	53.34	50.80	15.24	17.78
WMS-180Z	18	22.86	20.32	7.62	10.16	WMS-480Z	48	60.96	58.42	15.24	17.78
WMS-200Z	20	25.40	22.86	7.62	10.16	WMS-640Z	64	81.28	78.74	22.86	25.40
WMS-2410Z	24	30.48	27.94	7.62	10.16						
WMS-2810Z	28	35.56	33.02	7.62	10.16						

Technical Data
 Material: Brass machined, CuZn38Pb2
 Pin (outer sleeve): Beryllium copper, heat treated or PH8Z
 Clip/contact & finger: Tin plated : 2um/80u nickel/5um/200u Tin
 Plating/outer sleeve: 2um/80 u-nickel/gold Flash
 Plating clip/contact: TDS Virex 2019
 body:
 Electrical
 Current rating : 3 Amps/contact max.
 Contact resistance : 4mΩ/contact
 Rated voltage : 100 VRMS /150VDC
 Mechanical
 Operating temperature : -40° C to +105° C
 (Continuous) -67° F to +105° F

Average insertion force with steel pin of: $E \times 0.43mm/0.017'' \approx 250g$
 Average withdrawal force with steel pin of: $E \times 0.43mm/0.017'' \approx 50g$
 Mechanical life : min. 200 Cycles
 Environmental data
 Solderability (IEC 60068-2-20, Ta) : 235° C, 2s
 Resistance to soldering heat (IEC 60068-2-20, Tb) :
 -Through hole mount components : 260° C, 10s

RoHS Compliant

THESE DRAWINGS AND SPECIFICATIONS ARE THE PROPERTY OF ON-SHORE TECHNOLOGY, INC. AND SHALL NOT BE REPRODUCED, COPIED OR USED IN ANY MANNER WITHOUT THE PRIOR WRITTEN CONSENT OF ON-SHORE TECHNOLOGY, INC.

TITLE	Wash away IC Socket		DWG NO.	WMS-0Z.dwg	UNIT:	mm	Tolerance
PART NO.	WMS-XX0Z	DESIGNED	Aaron	2006.0112	SCALE:	NONE	±0.50
CHECKED	Aaron	DRAWN	Aaron	2006.0112	REV:	C	±0.20
APPROVED							±0.10
							±1