

"High Frequency Ceramic Solutions"

850 MHz Balun

P/N 0866BL15C200

Detail Specification: 06/04/07

Page 1 of 2

General Specifications

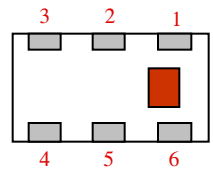
Part Number	0866BL15C200
Frequency (MHz)	800 - 900
Unbalanced Impedance	50 Ω
Balanced Impedance	200 Ω
Insertion Loss	1.2 dB max.
Return Loss	9.5 dB min.

Phase Difference	180° \pm 10
Amplitude Difference	1.0 dB max.
Operating Temperature	-40 to +85°C
Reel Quantity	4,000
Power Capacity	3 watts max.
MSL	2

P/N Suffix	Packaging Style	Bulk	Suffix = S	Eg. 0866BL15C200S
		T & R	Suffix = E	Eg. 0866BL15C200E
	Termination Style	100% Tin	Suffix = None	Eg. 0866BL15C200(E or S)
		Tin / Lead	Please consult Factory	

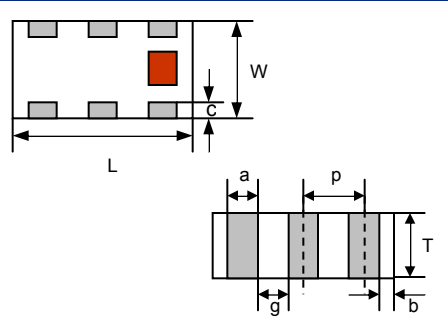
Terminal Configuration

No.	Function
1	Unbalanced Port
2	GND or DC feed+RF GND
3	NC
4	Balanced Port
5	GND
6	Balanced Port



Mechanical Dimensions

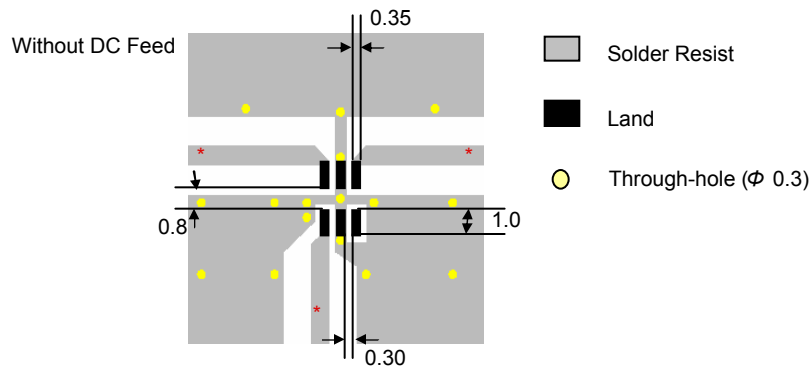
	In	mm
L	0.079 \pm 0.004	2.00 \pm 0.10
W	0.049 \pm 0.004	1.25 \pm 0.10
T	0.028 \pm 0.004	0.70 \pm 0.10
a	0.012 \pm 0.004	0.30 \pm 0.10
b	0.008 \pm 0.004	0.20 \pm 0.10
c	0.012 +.004/-.008	0.30 +0.1/-0.2
g	0.014 \pm 0.004	0.35 \pm 0.10
p	0.026 \pm 0.002	0.65 \pm 0.05



Mounting Considerations

Mount these devices with brown mark facing up.

* Line width should be designed to match 50 Ω characteristic impedance, depending on PCB material and thickness.



Units: mm

Johanson Technology, Inc. reserves the right to make design changes without notice.
All sales are subject to Johanson Technology, Inc. terms and conditions.

"High Frequency Ceramic Solutions"

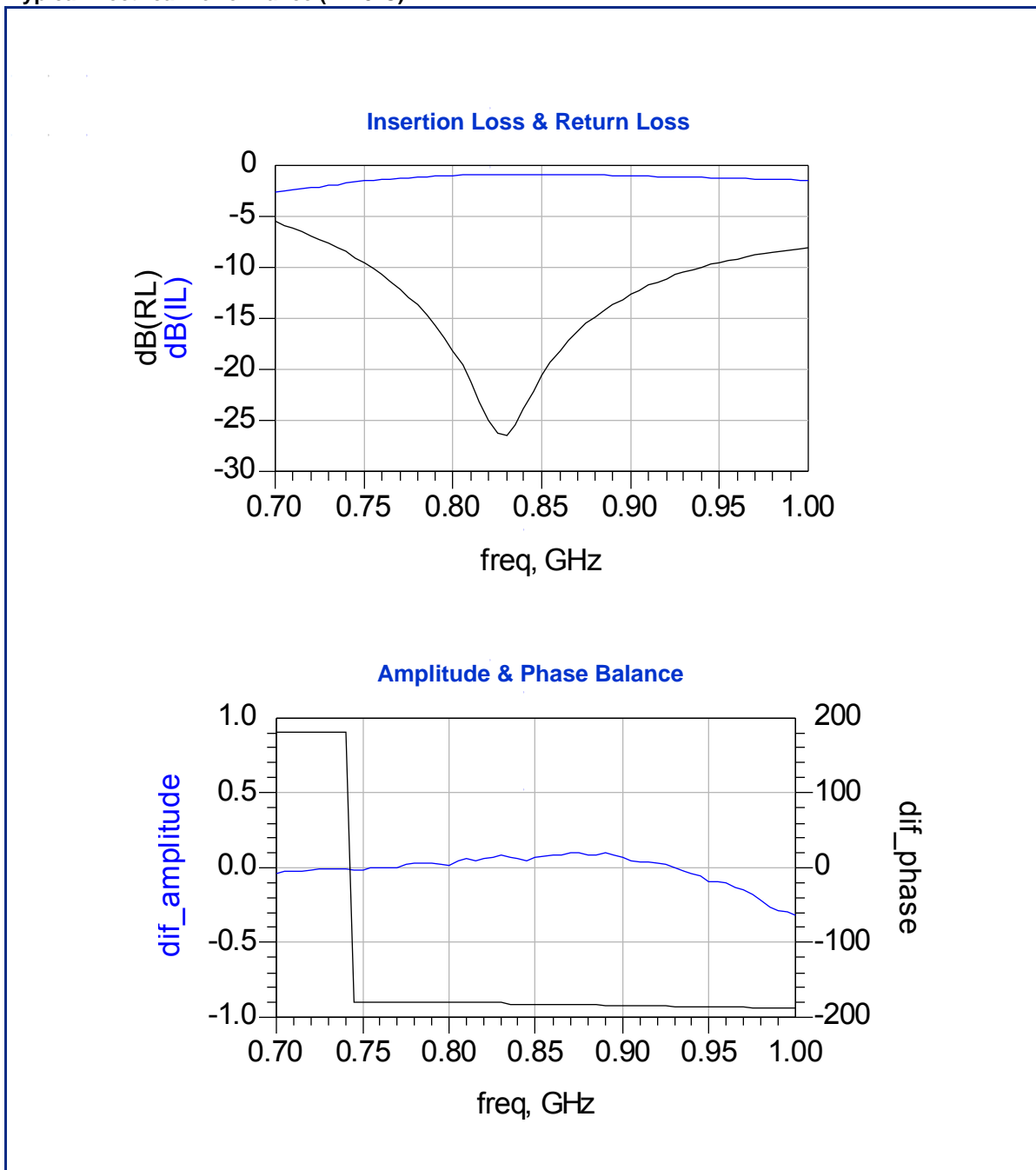
850 MHz Balun

P/N 0866BL15C200

Detail Specification: 06/04/07

Page 2 of 2

Typical Electrical Performance (T=25°C)



Johanson Technology, Inc. reserves the right to make design changes without notice.
All sales are subject to Johanson Technology, Inc. terms and conditions.



www.johansontechnology.com
4001 Calle Tecate • Camarillo, CA 93012 • TEL 805.389.1166 FAX 805.389.1821

2007 Johanson Technology, Inc. All Rights Reserved