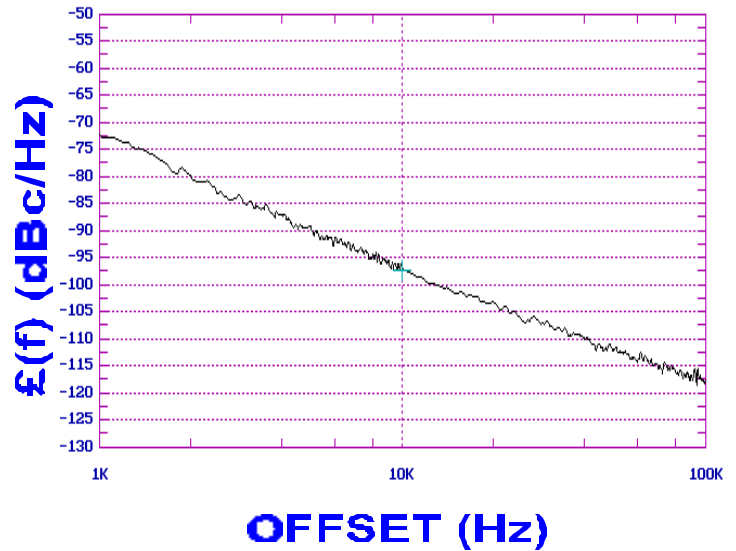


PHASE NOISE (1 Hz BW, typical)



FEATURES

- Frequency Range: 1400 - 2200 MHz
- Tuning Voltage: 0.5-15 Vdc
- MINI-14S - Style Package

APPLICATIONS

- Test Instrumentation
- Earthstations
- Downconvertors

PERFORMANCE SPECIFICATIONS

	VALUE	UNITS
Oscillation Frequency Range	1400 - 2200	MHz
Phase Noise @ 10 kHz offset (1 Hz BW, typ.)	-97	dBc/Hz
Harmonic Suppression (2nd, typ.)	-5	dBc
Tuning Voltage	0.5-15	Vdc
Tuning Sensitivity (avg.)	70	MHz/V
Power Output	10±3	dBm
Load Impedance	50	Ω
Input Capacitance (max.)	50	pF
Pushing	<8	MHz/V
Pulling (14 dB Return Loss, Any Phase)	<20	MHz
Operating Temperature Range	-40 to 85	$^{\circ}\text{C}$
Package Style	MINI-14S	

POWER SUPPLY REQUIREMENTS

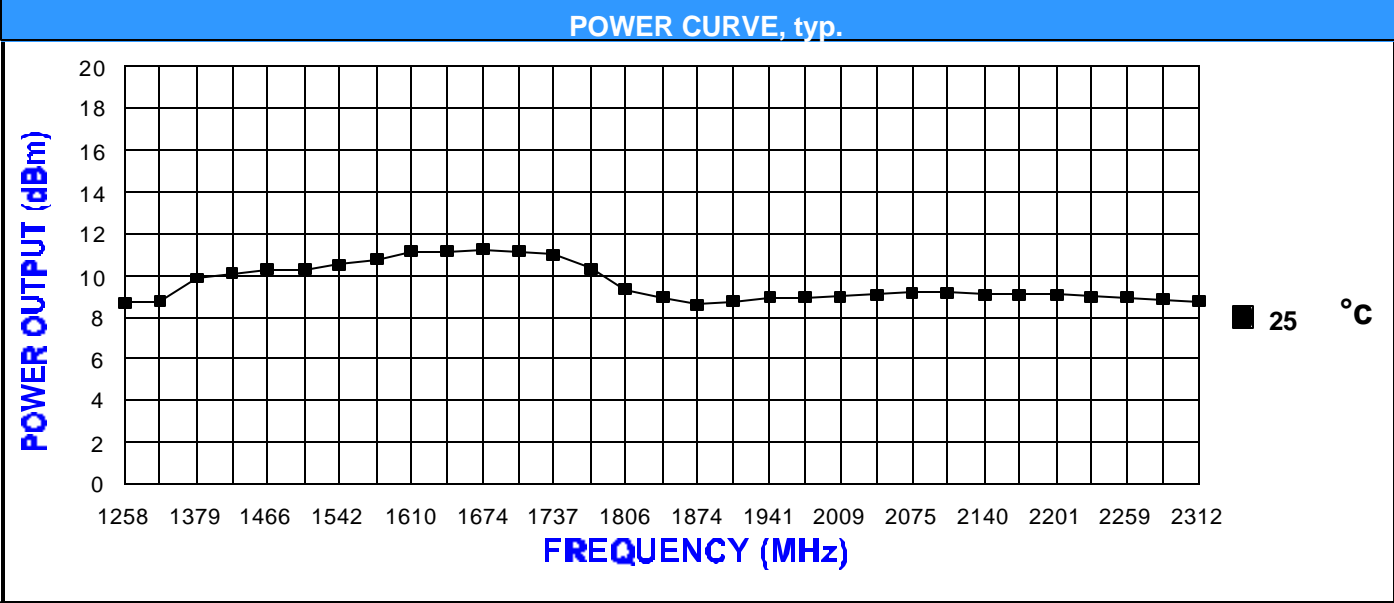
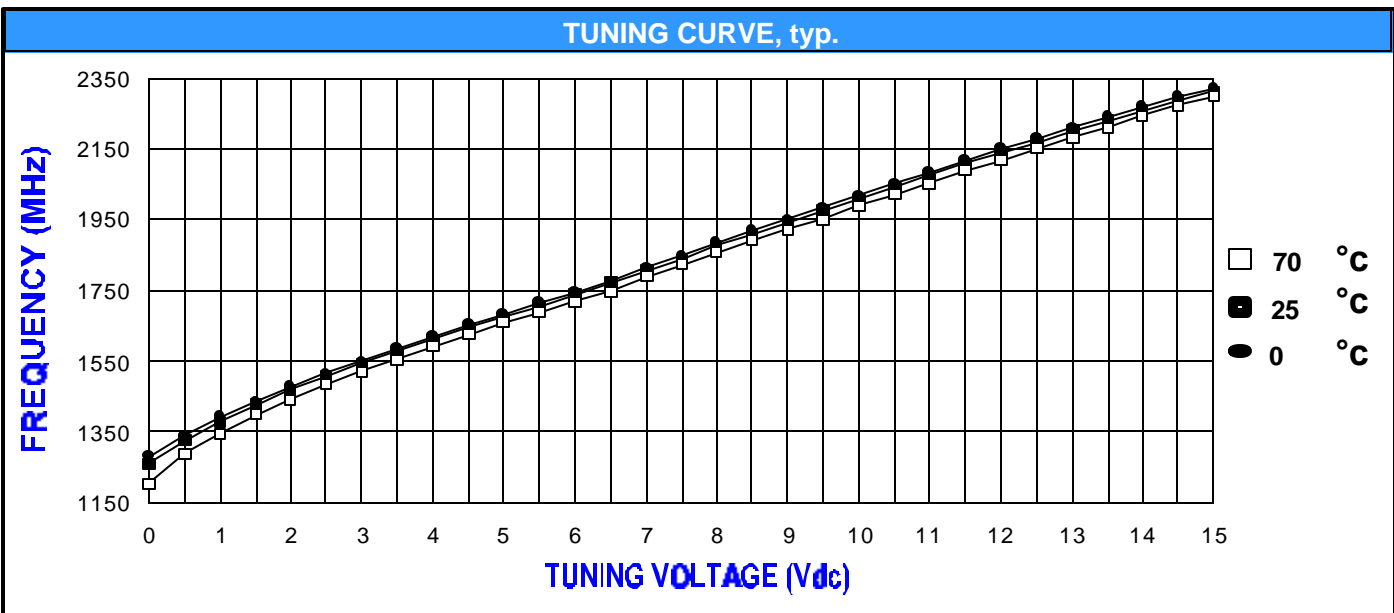
Supply Voltage (Vcc, nom.)	11.5	Vdc
Supply Current (Icc, typ.)	24	mA

All specifications are typical unless otherwise noted and subject to change without notice.

APPLICATION NOTES

- AN-100/1 : Mounting and Grounding of VCOs
- AN-102 : Proper Output Loading of VCOs
- AN-107 : How to Solder Z-COMM VCOs

NOTES:



PHYSICAL DIMENSIONS

