

Surface Mount RF Transformer

TCM3-1T+ TCM3-1T

50Ω

2 to 500 MHz



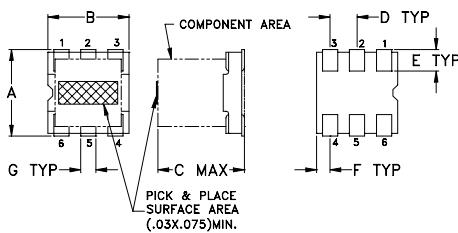
Maximum Ratings

Operating Temperature	-20°C to 85°C
Storage Temperature	-55°C to 100°C
RF Power	0.25W
DC Current	30mA

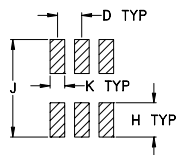
Pin Connections

PRIMARY DOT	6
PRIMARY	4
SECONDARY DOT	1
SECONDARY	3
SECONDARY CT	2
NOT USED	5

Outline Drawing



PCB Land Pattern

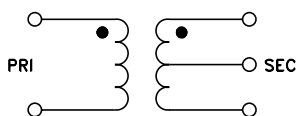


Suggested Layout,
Tolerance to be within ±.002

Outline Dimensions (inch/mm)

A	B	C	D	E	F
.160	.150	.160	.050	.040	.025
4.06	3.81	4.06	1.27	1.02	0.64
G	H	J	K		wt
.028	.065	.190	.030		grams
0.71	1.65	4.83	0.76		0.15

Config. A



Features

- excellent amplitude unbalance, 0.1 dB typ.
- excellent phase unbalance, 2 deg. typ. in 1 dB bandwidth
- plastic base with solder plated leads
- aqueous washable

Applications

- impedance matching

CASE STYLE: DB714
PRICE: \$1.09 ea. QTY (100)

+ RoHS compliant in accordance with EU Directive (2002/95/EC)

The +Suffix identifies RoHS Compliance. See our web site for RoHS Compliance methodologies and qualifications.

Transformer Electrical Specifications

Ω RATIO	FREQUENCY (MHz)	INSERTION LOSS*	
		2 dB MHz	1 dB MHz
3	2-500	2-500	5-300

* Insertion Loss is referenced to mid-band loss, 0.5 dB typ.

Typical Performance Data

FREQUENCY (MHz)	INSERTION LOSS (dB)	INPUT R. LOSS (dB)
1.00	0.99	16.34
5.00	0.62	22.80
10.00	0.55	25.33
50.00	0.54	26.93
70.00	0.58	26.24
90.00	0.58	25.23
100.00	0.59	25.02
200.00	0.68	22.28
400.00	0.86	18.81
500.00	0.90	17.21

