

50/75-Ohm Transformer

2 - 200 MHz

TP-75

V2.00

- Low Insertion Loss
- Low VSWR

Guaranteed Specifications*

(From -55° C +85° C)

Frequency Range	2 - 200 MHz
Impedance	
Input	50 Ohms
Output	75 Ohms
Insertion Loss	
2-200 MHz	0.25 dB Max
VSWR	
2-100 MHz	1.35:1 Max
100-200 MHz	1.35:1 Max

Operating Characteristics

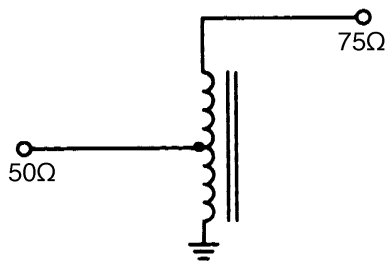
Input Power 10 W Max

Environmental
MIL-STD-202 screening available.

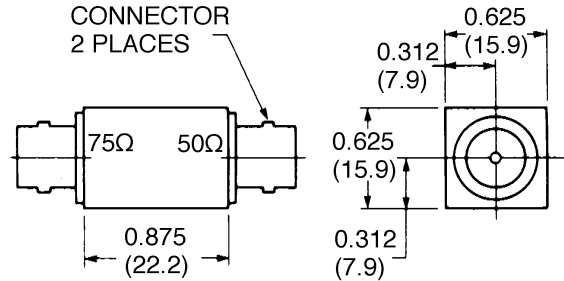
Ordering Information

Part No.	Package
TP-75 BNC	Connectorized
TP-75 N	Connectorized
TP-75 SMA	Connectorized

Schematic

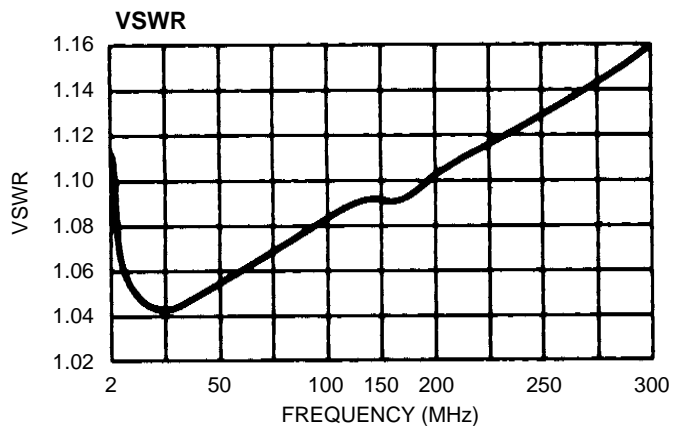
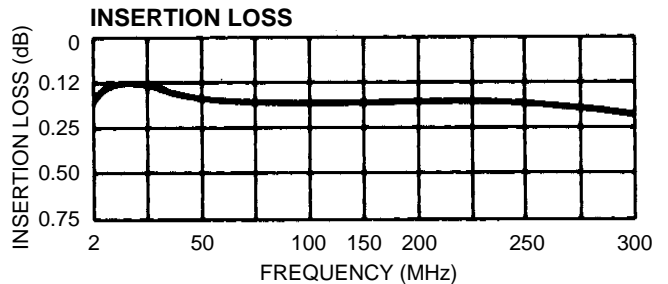


C-1



Dimensions in () are in mm.
Unless otherwise noted:
xxx = ±0.010 (.xx = ± 0.25)
WEIGHT (APPROX.): 0.75 OUNCES 21 GRAMS
Note: Both connectors 50 ohm impedance.

Typical Performance



Specifications Subject to Change Without Notice.

M/A-COM, Inc.

North America: Tel. (800) 366-2266 ■ Asia/Pacific: Tel. +81 (03) 3226-1671 ■ Europe: Tel. +44 (1344) 869 595
Fax (800) 618-8883 Fax +81 (03) 3226-1451 Fax +44 (1344) 300 020