



## WBFBP-03Z Plastic-Encapsulate Diodes

**FBAP50-05W** pin Diodes

### DESCRIPTION

Silicon planar

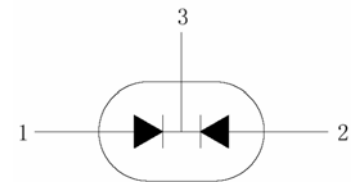
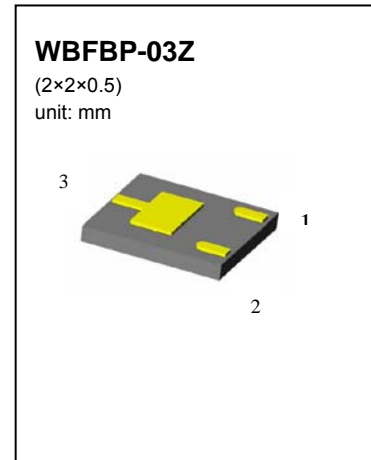
### FEATURES

- Two elements in common cathode configuration in a small-sized package
- Low diode capacitance
- Low diode forward resistance..

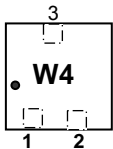
### APPLICATION

General RF applications.

For portable equipment:(i.e. Mobile phone,MP3, MD,CD-ROM, DVD-ROM, Note book PC, etc.)



### MARKING: W4



### Maximum Ratings and Electrical Characteristics, Single Diode @T<sub>A</sub>=25°C

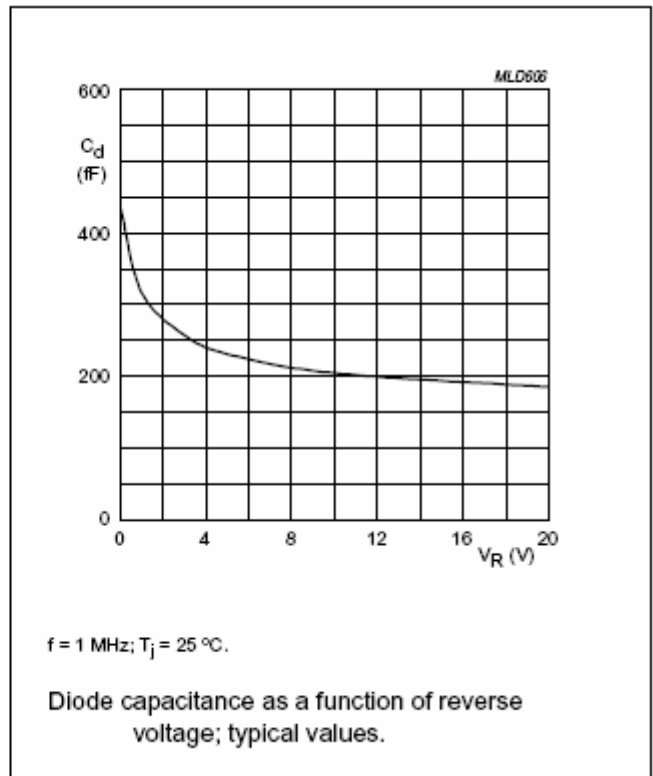
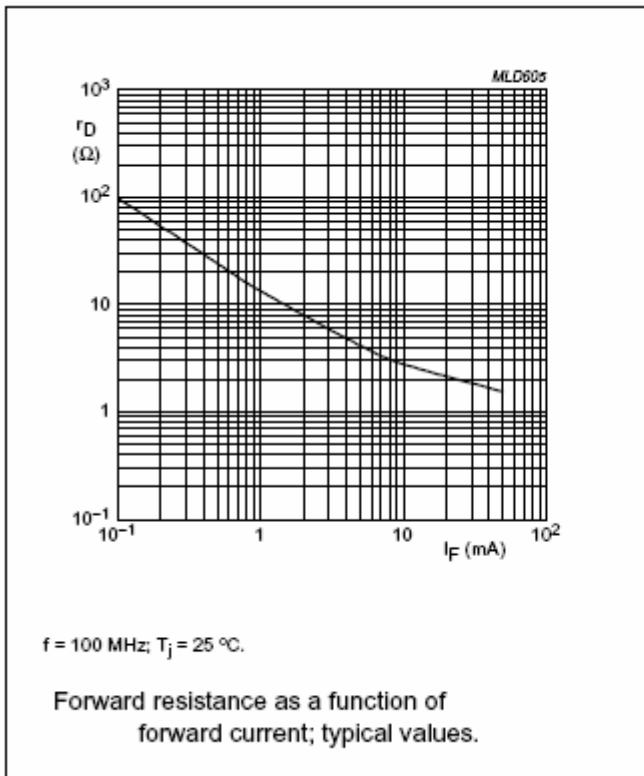
Parameter	Symbol	Limits	Unit
Continuous reverse voltage	V <sub>R</sub>	50	V
Continuous Forward Current	I <sub>F</sub>	50	mA
Power Dissipation (T <sub>A</sub> =90°C)	P <sub>d</sub>	150	mW
thermal resistance from junction to soldering point	R <sub>thj-s</sub>	250	K/W
Junction temperature	T <sub>j</sub>	-65~+150	°C
Storage temperature range	T <sub>STG</sub>	-65~+150	°C

**Electrical Characteristics @T<sub>A</sub>=25°C**

Parameter	Symbol	Min.	Typ.	Max.	Unit	Conditions
Continuous reverse voltage	V <sub>R</sub>	50			V	I <sub>R</sub> =10μA
Forward voltage	V <sub>F</sub>			1.1	V	I <sub>F</sub> =50mA
Reverse current	I <sub>R</sub>			100	nA	V <sub>R</sub> =50V
Diode capacitance	C <sub>d1</sub>			1.1	pF	V <sub>R</sub> =0V, f=1MHz
	C <sub>d2</sub>			0.6	pF	V <sub>R</sub> =1V, f=1MHz
	C <sub>d3</sub>			0.5	pF	V <sub>R</sub> =5V, f=1MHz
Diode forward resistance	r <sub>D</sub>			40	Ω	I <sub>F</sub> =0.5mA, f=100MHz
	r <sub>D</sub>			25	Ω	I <sub>F</sub> =1mA, f=100MHz
	r <sub>D</sub>			5	Ω	I <sub>F</sub> =10mA, f=100MHz
charge carrier life time	τ <sub>L</sub>		1.05		μS	When switched from I <sub>F</sub> =10mA to I <sub>R</sub> =6mA; R <sub>L</sub> =100; measured at I <sub>R</sub> =3mA
series inductance	L <sub>S</sub>		1.6		nH	I <sub>F</sub> =100mA; f=100MHz

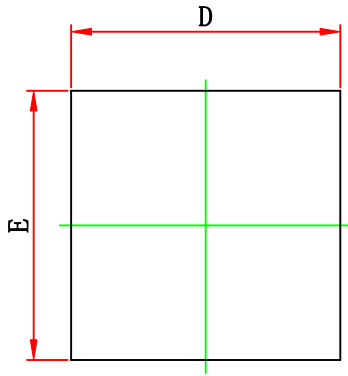
**Typical Characteristics**

**FBAP50-05W**

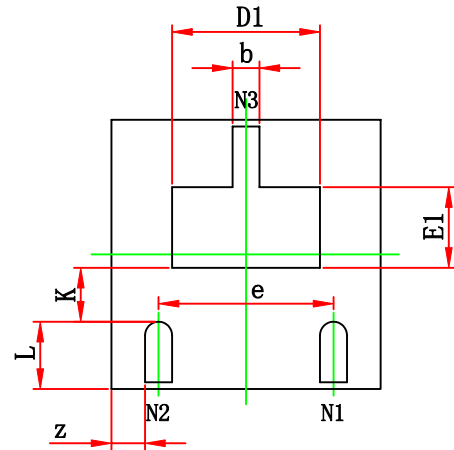




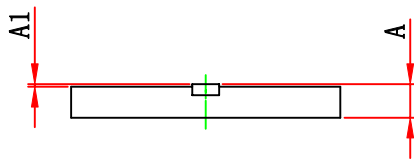
### WBFBP-03Z(2×2×0.5) PACKAGE OUTLINE DIMENSIONS



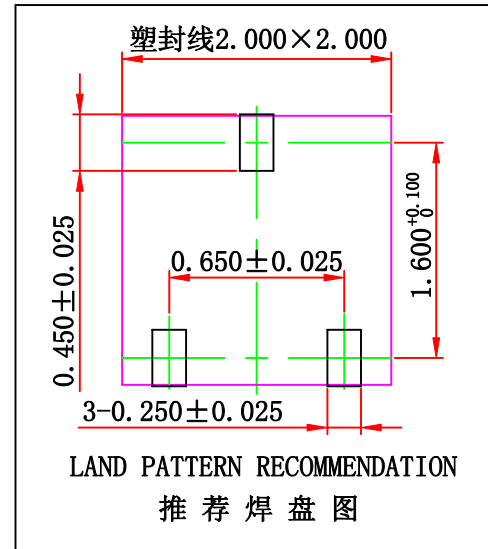
TOP VIEW



BOTTOM VIEW



SIDE VIEW



Symbol	Dimensions In Millimeters		Dimensions In Inches	
	Min.	Max.	Min.	Max.
A	0.450	0.550	0.018	0.022
A1	0.000	0.100	0.000	0.004
b	0.150	0.250	0.006	0.010
D	1.900	2.100	0.075	0.083
E	1.900	2.100	0.075	0.083
D1	1.100 REF.		0.043 REF.	
E1	0.600 REF.		0.024 REF.	
e	1.300 TYP.		0.052 TYP.	
L	0.500 REF.		0.020 REF.	
k	0.400 REF.		0.016 REF.	
z	0.500 REF.		0.020 REF.	