

ショットキーバリアダイオード

SCHOTTKY BARRIER DIODE

■特長：Features

- 低 V_F
Low V_F
- スイッチングスピードが非常に速い
Super high speed switching.
- プレーナー技術による高信頼性
High reliability by planer design.

■用途：Applications

- 高速電力スイッチング
High speed power switching.

■定格と特性：Maximum Ratings and Characteristics

●絶対最大定格：Absolute Maximum Ratings

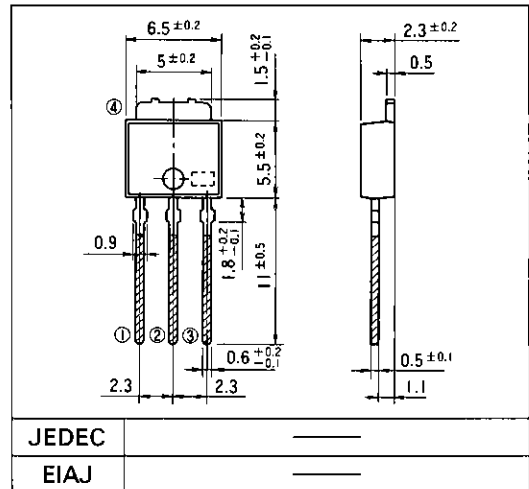
Items	Symbols	Conditions	Ratings	Units
ピーク繰り返し逆電圧 Repetitive Peak Reverse Voltage	V_{RRM}		40	V
ピーク非繰り返し逆電圧 Non-Repetitive Peak Reverse Voltage	V_{RSM}	$tw=500ns, duty=1/6$	48	V
平均出力電流 Average Output Current	I_O	方形波, $duty=1/2, T_c=87^\circ C$ Square wave	5	A
サージ電流 Surge Current	I_{FSM}	正弦波 Sine wave 10ms	60	A
接合温度 Operating Junction Temperature	T_j		-40 ~ +125	$^\circ C$
保存温度 Storage Temperature	T_{stg}		-40 ~ +125	$^\circ C$

●電気的特性(特に指定がない限り周囲温度 $T_a=25^\circ C$ とする)

Electrical Characteristics ($T_a=25^\circ C$ Unless otherwise specified)

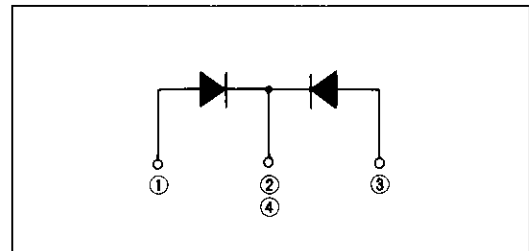
Items	Symbols	Conditions	Max.	Units
順電圧 Forward Voltage Drop	V_{FM}	$I_{FM}=2.5A$	0.55	V
逆電流 Reverse Current	I_{RRM}	$V_R=V_{RRM}$	5	mA
熱抵抗 Thermal Resistance	$R_{th(j-c)}$	接合・ケース間 Junction to case	10	$^\circ C/W$

■外形寸法：Outline Drawings



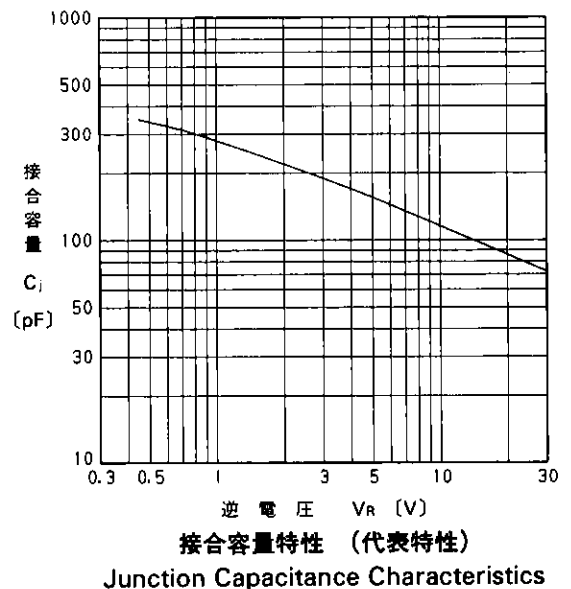
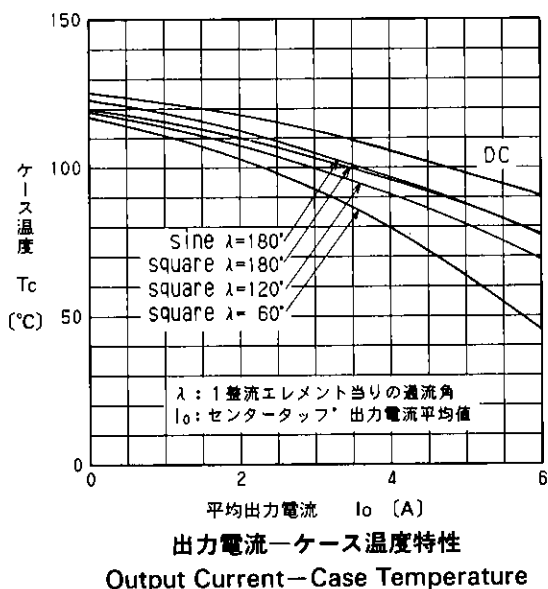
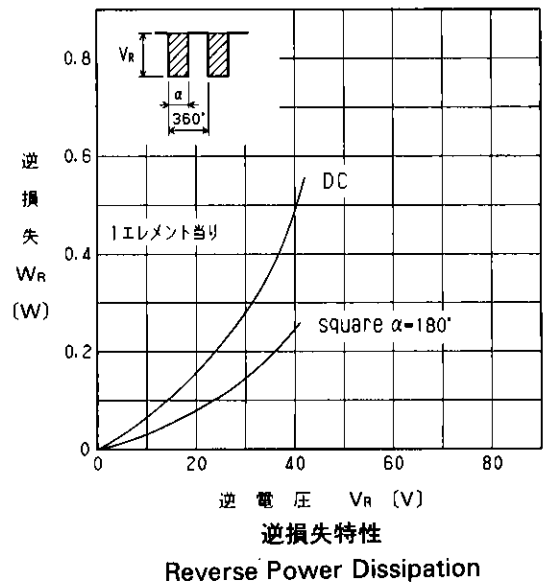
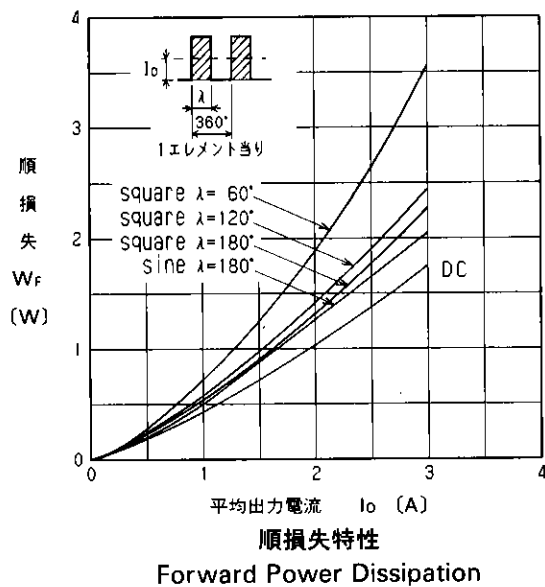
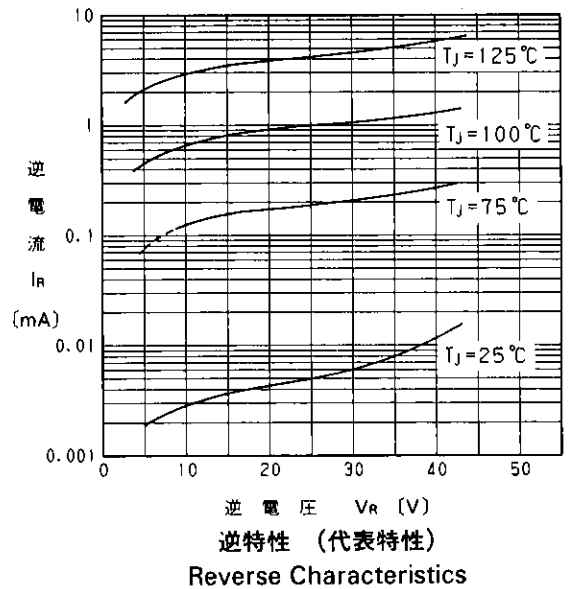
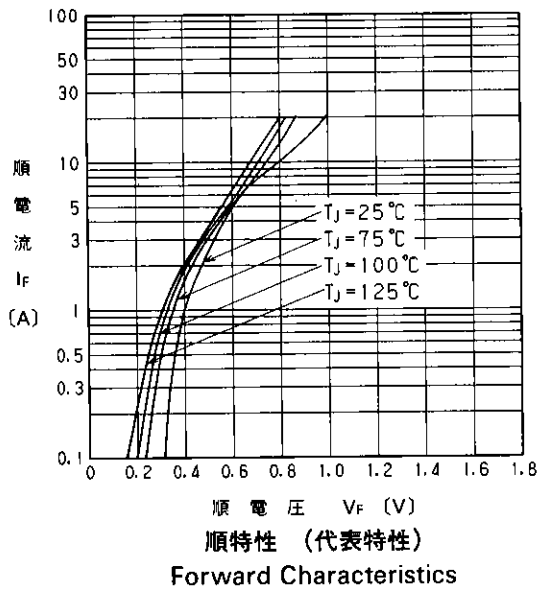
■電極接続

Connection Diagram

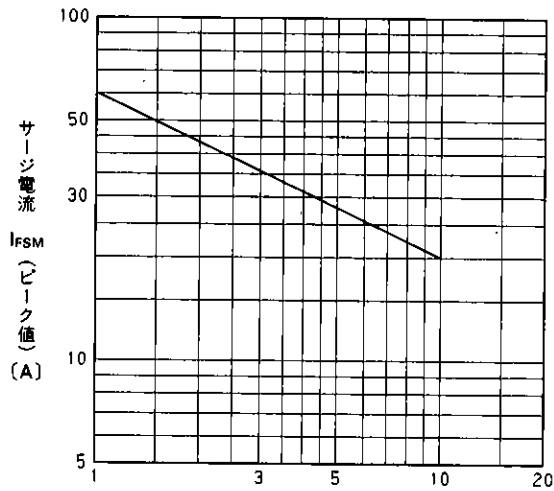


A

■特性曲線：Characteristics



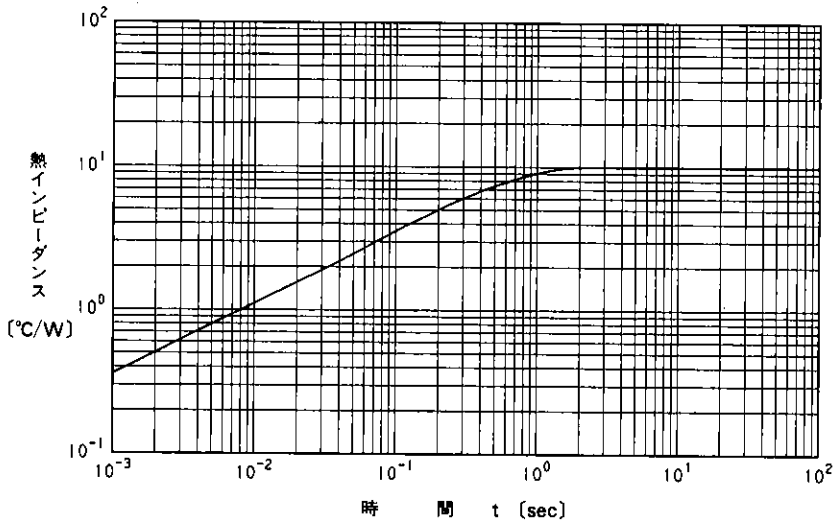
A



繰返し回数 (50Hz) (回)

サージ電流耐量

Surge Capability



時間 t (sec)

過渡熱インピーダンス

Transient Thermal Impedance

For more information, contact:

Collmer Semiconductor, Inc.

P.O. Box 702708

Dallas, TX 75370

972-733-1700

972-381-9991 Fax

<http://www.collmer.com>