


# FMXFU SERIES

Monolithic Crystal Filters

## UM-1/UM-5

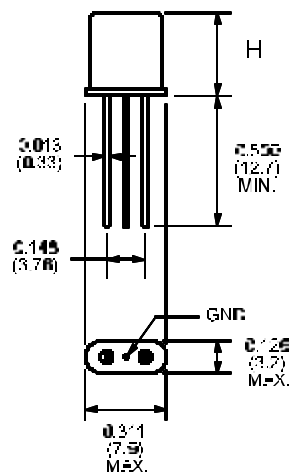


- 2 and 4 Poles
- 3 - Lead Packages
- Thru-Hole Packages
- Multiple Packages Available

### SPECIFICATIONS

Model	No. of Poles	Pass Band Width dB (kHz)	Attenuation Band Width dB (kHz)	Ripple dB	Insertion Loss dB	Guaranteed Attenuation dB	Terminating Impedance Ohms // pF	No. of Units
21M7.5A	2	3 (±3.75)	18 (±14)	0.5	20	20	085//5	1
21M7.5B	4	3 (±3.75)	40 (±14)	1.0	25	40	085//5	2
21M12A	2	3 (±6.0)	18 (±23)	0.5	20	20	12//25	1
21M12B	4	3 (±6.0)	40 (±20)	1.0	25	40	12//25	2
21M15A	2	3 (±7.5)	18 (±25)	0.5	15	20	15//20	1
21M15B	4	3 (±7.5)	40 (±25)	1.0	20	40	15//20	2
21M20A	2	3 (±10)	18 (±34)	0.5	15	20	22//1	1
21M20B	4	3 (±10)	40 (±34)	1.0	20	40	22//1	2
21M30A	2	3 (±15)	15 (±50)	0.5	15	20	30//0	1
21M30B	4	3 (±15)	30 (±45)	1.0	20	40	30//0	2
45M15A	2	3 (±3.75)	18 (±28)	1.0	20	40	30//1.5	1
45M15B	4	3 (±3.75)	40 (±30)	1.0	30	70	30//1	2
45M20B	4	3 (±10)	30 (±35)	1.0	30	70	5.0//10	2
45M30A	2	3 (±15)	18 (±32)	1.0	20	40	80//1.5	1
45M30B	4	3 (±15)	30 (±50)	1.0	30	70	80//1.5	2

UM-1 / UM-5

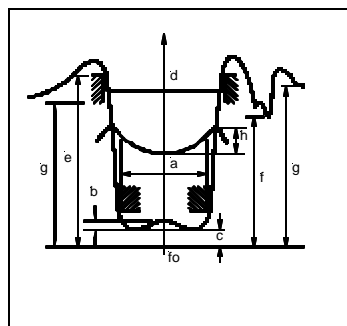


DIMENSION "H" TABLE

Package	Max. Height
UM-1	0.319" (8.10 mm)
UM-5	0.236" (6.00mm)

\* STANDARD PRODUCT LIST. CUSTOM PRODUCTS AVAILABLE UPON REQUEST.

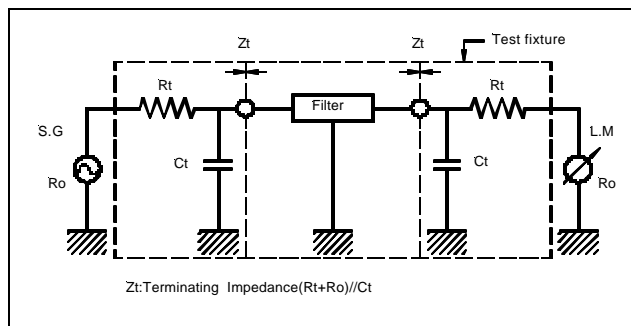
All specifications subject to change without notice.



Waveform

#### WAVEFORM TERMS

Item	Description
fo	Nominal Frequency
a	Pass Bandwidth
b	Ripple
c	Insertion Loss
d	Stop Bandwidth
e	Stop Band Atten.
f	Spurious Response
g	Guaranteed Atten.
h	Group Delay



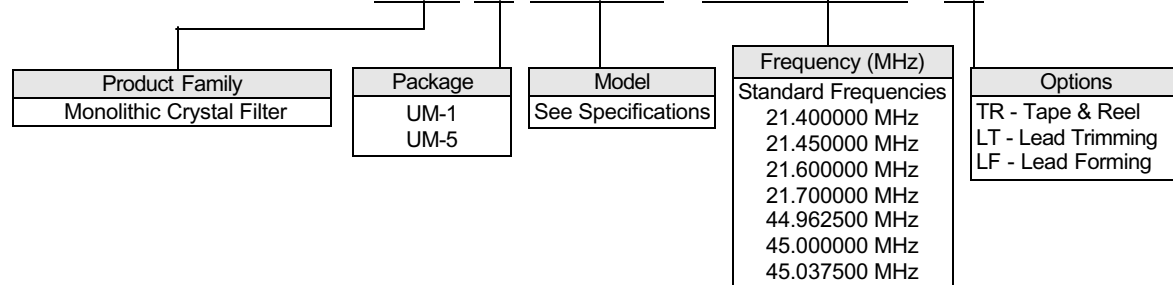
Test Circuit

Dimensions:  $\frac{\text{Inches}}{\text{(mm)}}$

### PART NUMBERING SYSTEM

MARKING: See Page 56, Format B, (UM-1); C, (UM-5)

#### FMXF U1 21M15A - XX.XXXXXM - TR



15302 Bolsa Chica St., Huntington Beach, CA. 92649  
 Tel.: 714-892-3234 Fax: 714-890-1832  
 E-mail: sales@frequencymanagement.com  
 www.frequencymanagement.com

1-800-800-XTAL  
(9825)