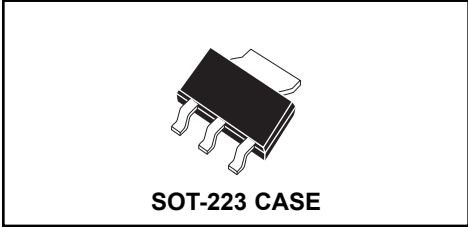


CZSH5-40
SURFACE MOUNT
SILICON
SCHOTTKY BARRIER RECTIFIER
5.0 AMP, 40 VOLTS



CentralTM

Semiconductor Corp.

DESCRIPTION:

The CENTRAL SEMICONDUCTOR 5.0 Amp, SOT-223 surface mount Silicon Schottky Rectifier, is designed for use in all types of commercial, industrial, entertainment, computer and automotive applications, which require a high current device.

MARKING CODE: FULL PART NUMBER

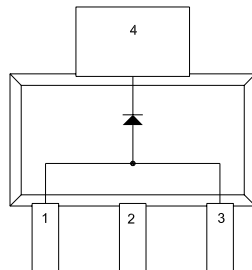
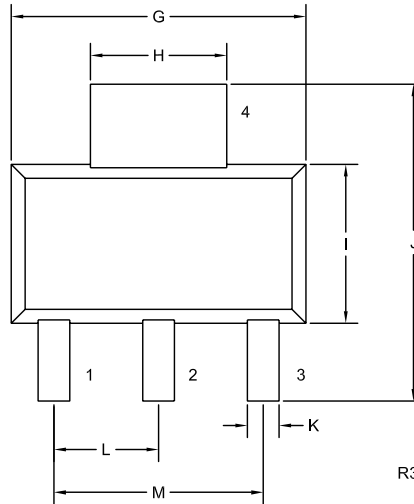
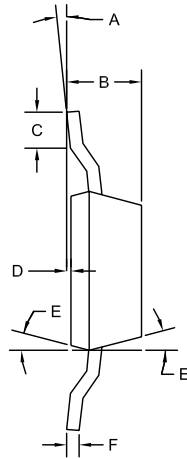
MAXIMUM RATINGS: ($T_A=25^\circ\text{C}$ unless otherwise noted)

	SYMBOL		UNITS
Peak Repetitive Reverse Voltage	V_{RRM}	40	V
DC Blocking Voltage	V_R	40	V
RMS Reverse Voltage	$V_{R(RMS)}$	28	V
Average Forward Current ($T_A=75^\circ\text{C}$)	I_O	5.0	A
Peak Forward Surge Current (8.3ms)	I_{FSM}	125	A
Operating and Storage			
Junction Temperature	T_J, T_{stg}	-65 to +150	$^\circ\text{C}$

ELECTRICAL CHARACTERISTICS: ($T_A=25^\circ\text{C}$ unless otherwise noted)

SYMBOL	TEST CONDITIONS	MIN	TYP	MAX	UNITS
I_R	$V_R=40\text{V}$			3.0	mA
I_R	$V_R=40\text{V}, T_A=100^\circ\text{C}$			20	mA
V_F	$I_F=5.0\text{A}$			0.55	V

SOT-223 CASE - MECHANICAL OUTLINE



LEAD CODE:

- 1) ANODE
- 2) CATHODE
- 3) ANODE
- 4) CATHODE

Pin 1 and Pin 3 are common.
Pin 2 and Pin 4 are common.

DIMENSIONS				
SYMBOL	INCHES		MILLIMETERS	
	MIN	MAX	MIN	MAX
A	0°	10°	0°	10°
B	0.059	0.071	1.50	1.80
C	0.018	---	0.45	---
D	0.000	0.004	0.00	0.10
E	15°		15°	
F	0.009	0.014	0.23	0.35
G	0.248	0.264	6.30	6.70
H	0.114	0.122	2.90	3.10
I	0.130	0.146	3.30	3.70
J	0.264	0.287	6.70	7.30
K	0.024	0.033	0.60	0.85
L	0.091		2.30	
M	0.181		4.60	

SOT-223 (REV: R3)

**MARKING CODE:
FULL PART NUMBER**

R3 (17-June 2004)