

Descriptions

- General purpose application
- Switching application

Features

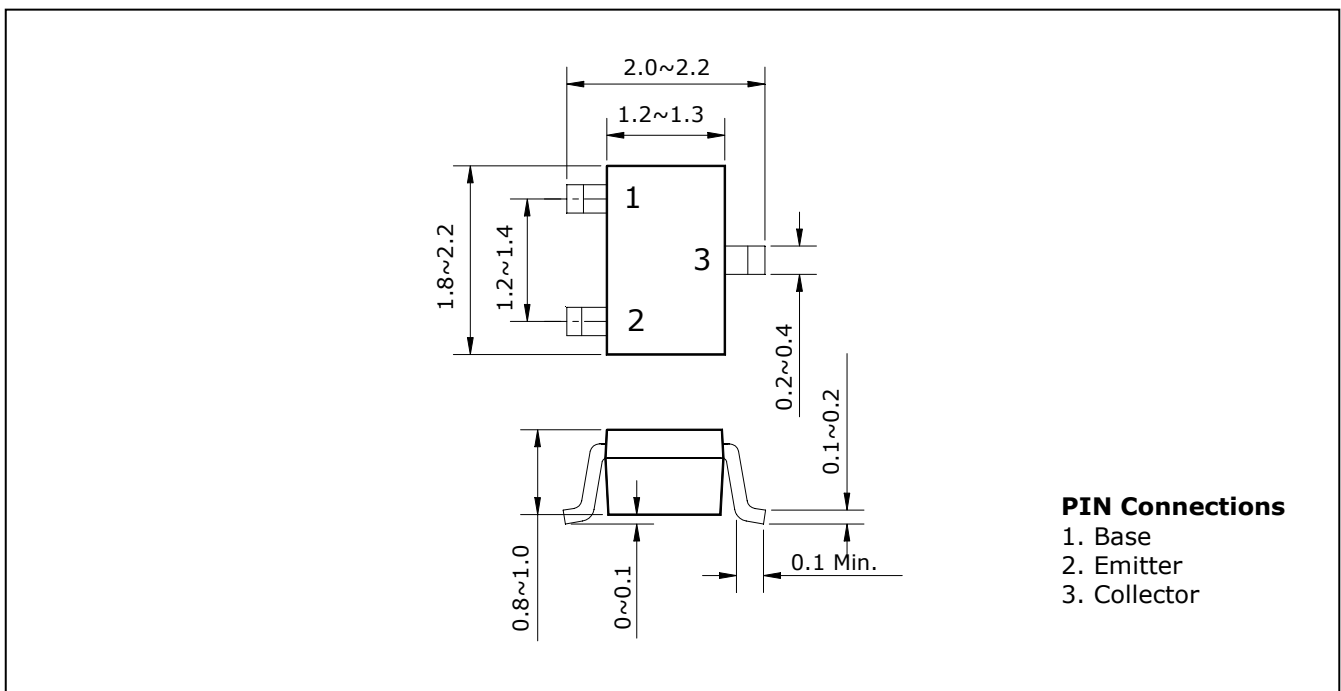
- Low Leakage current
- Low collector saturation voltage enabling low voltage operation
- Complementary pair with SBT2222AU

Ordering Information

Type NO.	Marking	Package Code
SBT2907AU	F2	SOT-323

Outline Dimensions

unit : mm



Absolute maximum ratings

Ta=25°C

Characteristic	Symbol	Ratings	Unit
Collector-Base voltage	V_{CBO}	-60	V
Collector-Emitter voltage	V_{CEO}	-60	V
Emitter-base voltage	V_{EBO}	-5	V
Collector current	I_C	-600	mA
Collector dissipation	P_C^*	350	mW
Junction temperature	T_j	150	°C
Storage temperature range	T_{stg}	-55~150	°C

* : Package mounted on 99.5% alumina 10×8×0.6mm

Electrical Characteristics

Ta=25°C

Characteristic	Symbol	Test Condition	Min.	Typ.	Max.	Unit
Collector-Base breakdown voltage	BV_{CBO}	$I_C = -10\mu A, I_E = 0$	-60	-	-	V
Collector-Emitter breakdown voltage	BV_{CEO}	$I_C = -1mA, I_B = 0$	-60	-	-	V
Emitter-Base breakdown voltage	BV_{EBO}	$I_E = -10\mu A, I_C = 0$	-5	-	-	V
Collector cut-off current	I_{CBO}	$V_{CB} = -60V, I_E = 0$	-	-	-20	nA
DC current gain	h_{FE}	$V_{CE} = -10V, I_C = -10mA$	100	-	-	-
Collector-Emitter saturation voltage	$V_{CE(sat)}$	$I_C = -150mA, I_B = -15mA$	-	-	-0.4	V
Transition frequency	f_T	$V_{CE} = -5.0V, I_C = -20mA, f = 100MHz$	200	-	-	MHz
Collector output capacitance	C_{ob}	$V_{CB} = -10V, I_E = 0, f = 1MHz$	-	-	8	pF
Turn-on time	t_{on}	$V_{CC} = -30V_{dc}, I_C = -150mA_{dc}, I_{B1} = -15mA_{dc}$	-	-	45	ns
Delay time	t_d		-	-	10	ns
Rise time	t_r		-	-	40	ns
Turn-off time	t_{off}	$V_{CC} = -6.0V_{dc}, I_C = -150mA_{dc}, I_{B1} = I_{B2} = -15mA_{dc}$	-	-	100	ns
Storage time	t_s		-	-	80	ns
Fall time	t_f		-	-	30	ns

Electrical Characteristic Curves

Fig. 1 P_C - T_a

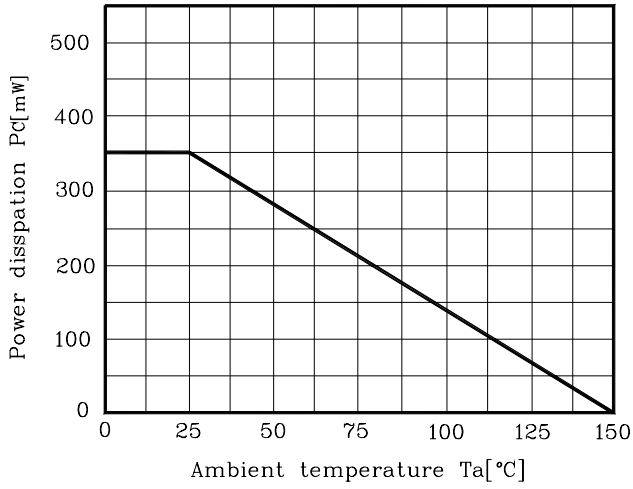


Fig. 2 h_{FE} - I_C

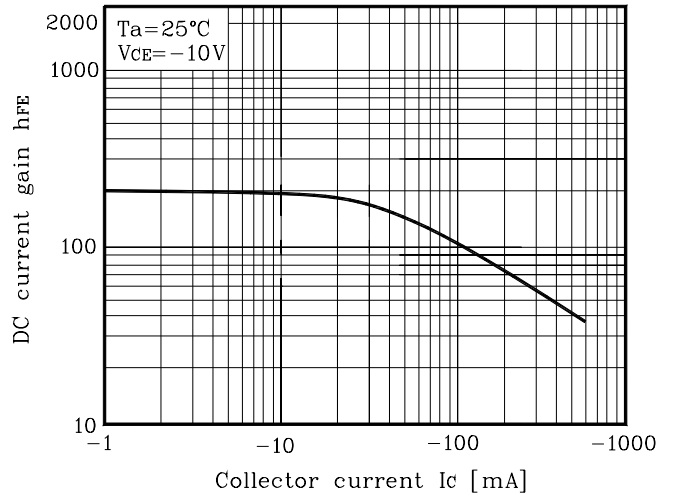


Fig. 3 $V_{CE(sat)}$ - I_C

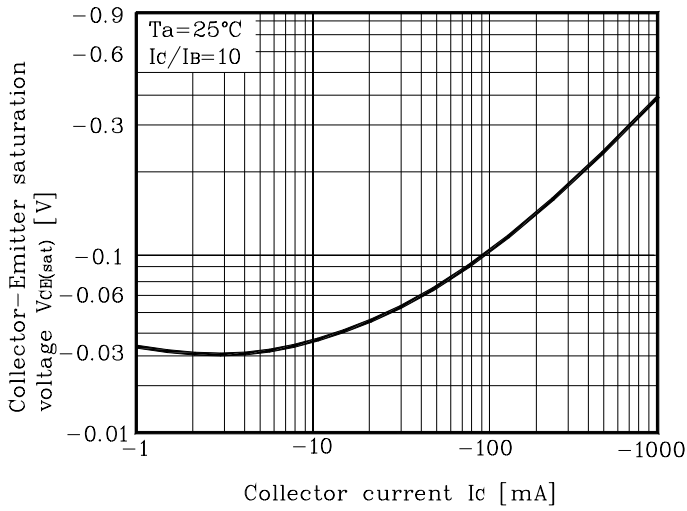
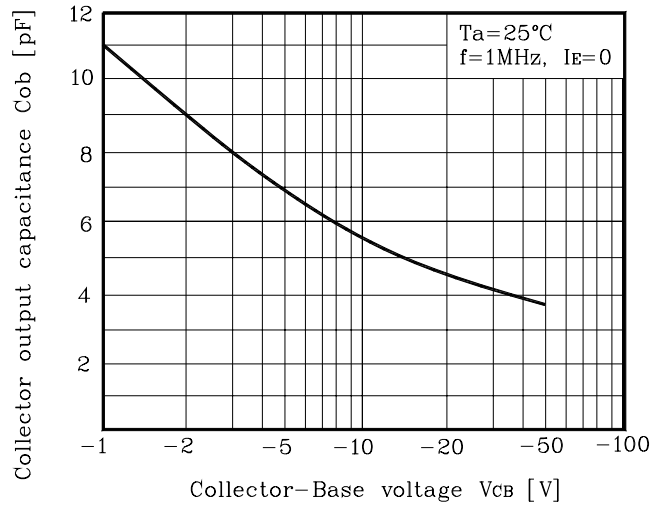


Fig. 4 C_{ob} - V_{CB}



These AUK products are intended for usage in general electronic equipments(Office and communication equipment, measuring equipment, domestic electrification, etc.).

Please make sure that you consult with us before you use these AUK products in equipments which require high quality and/or reliability, and in equipments which could have major impact to the welfare of human life(atomic energy control, airplane, spaceship, traffic signal, combustion central, all types of safety device, etc.).

AUK cannot accept liability to any damage which may occur in case these AUK products were used in the mentioned equipments without prior consultation with AUK.