

# Fast Switching Speed, Low Capacitance Plastic Packaged PIN Diodes

## SMP1340 Series

### Features

- Designed for Fast Speed Wireless Switch Applications
- 1.0  $\Omega$  Resistance, 0.3 pF Capacitance
- Multiple Package Configurations
- Designed for High Volume Wireless Applications
- Available in Tape and Reel Packaging



### Description

The SMP1340 series of plastic packaged, surface mountable PIN diodes are designed for high volume switch applications from 10 MHz to beyond 2 GHz. The short carrier lifetime of typically 100 nS, combined with its thin I region width of nominally 8  $\mu\text{m}$ , results in a fast speed RF switching PIN diode. The RF performance of the SMP1340 series is assured by virtue of its low capacitance (0.3 pF) and low resistance (1.0  $\Omega$  at 10 mA).

### Absolute Maximum Ratings

Characteristic	Value
Reverse Voltage ( $V_R$ )	50 V
Power Dissipation @ 25°C Lead Temperature ( $P_D$ )	250 mW
Storage Temperature ( $T_{ST}$ )	-65°C to +150°C
Operating Temperature ( $T_{OP}$ )	-65°C to +150°C
ESD Human Body Model	Class 1B

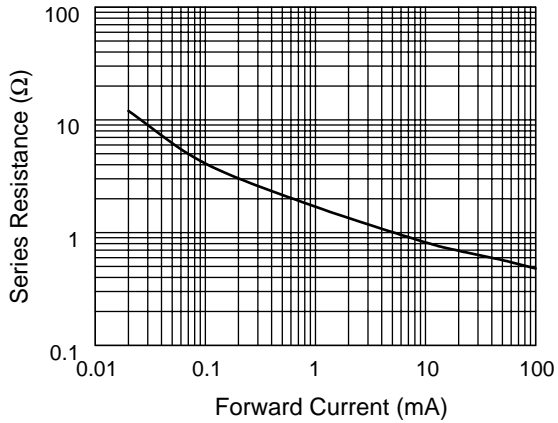
Diagram	Diagram	Diagram	Diagram	Diagram	Diagram
Single	Common Anode	Common Cathode	Series Pair	Single	Single
Marking: PS1	Marking: PS9	Marking: PS3	Marking: PS2		
SOT-23	SOT-23	SOT-23	SOT-23	SOD-323	SC-79
◆ SMP1340-001	◆ SMP1340-003	◆ SMP1340-004	◆ SMP1340-005	◆ SMP1340-011	◆ SMP1340-079
$L_S = 1.5$ nH	$L_S = 1.5$ nH	$L_S = 1.5$ nH	$L_S = 1.5$ nH	$L_S = 1.5$ nH	$L_S = 0.7$ nH

◆ Available through distribution.

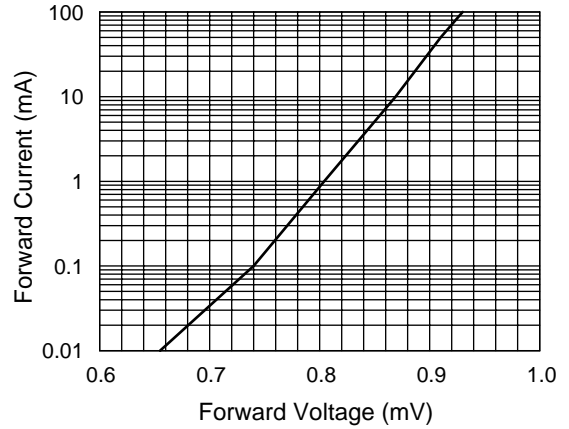
### Electrical Specifications at 25°C

Parameter	Condition	Typ.	Max.	Unit
Reverse Current ( $I_R$ )	$V_R = 50$ V		10	$\mu\text{A}$
Capacitance ( $C_T$ )	$F = 1$ MHz, $V = 5$ V	0.21	0.30	pF
Resistance ( $R_S$ )	$F = 100$ MHz, $I = 1$ mA	1.7		$\Omega$
Resistance ( $R_S$ )	$F = 100$ MHz, $I = 5$ mA	1.0	2.0	$\Omega$
Resistance ( $R_S$ )	$F = 100$ MHz, $I = 10$ mA	0.85	1.2	$\Omega$
Forward Voltage ( $V_F$ )	$I_F = 10$ mA	0.85		V
Carrier Lifetime (TI)	$I_F = 10$ mA	100		nS
I Region Width		0.80		$\mu\text{m}$

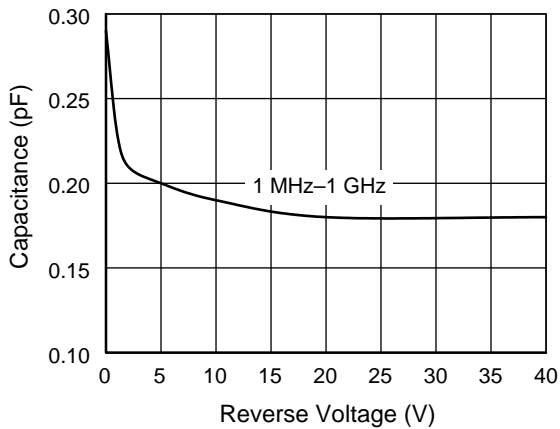
**Typical Performance Data**



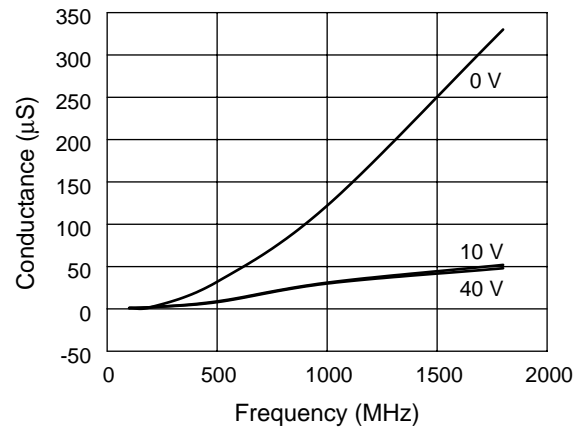
**Series Resistance vs. Current @ 100 MHz**



**DC Characteristic**

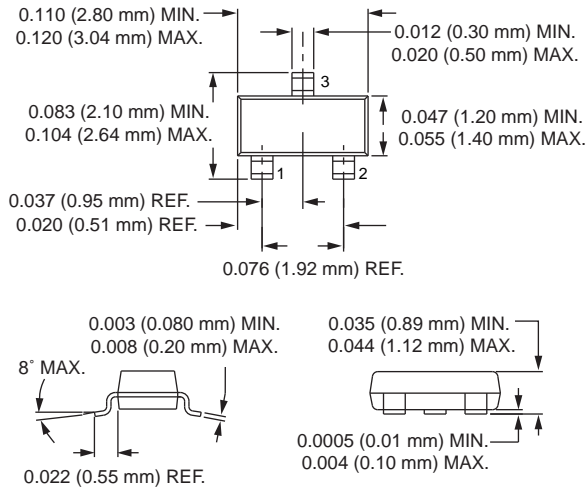


**Capacitance vs. Reverse Voltage**

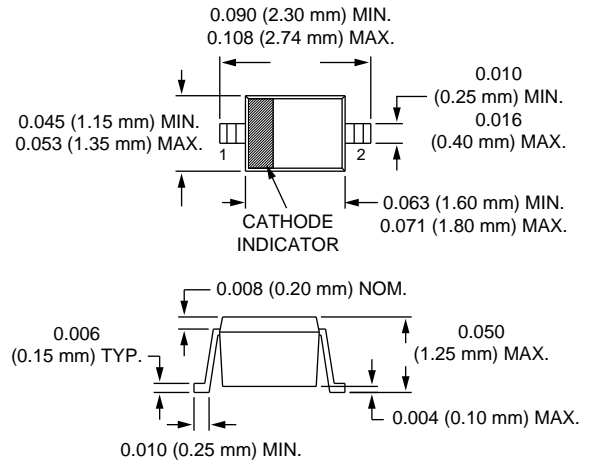


**Conductance vs. Frequency**

**SOT-23**



**SOD-323**



**SC-79**

